

FY2021

CONSOLIDATED ANNUAL PERFORMANCE EVALUATION REPORT

FOR NORTH DAKOTA

July 1, 2021-June 30, 2022

Prepared By

**ND Department of Commerce
Division of Community Services
1600 East Century Avenue, Suite 2
PO Box 2057
Bismarck, ND 58502-2057
Phone: (701) 328-5300
Fax: (701) 328-5320
TTY: 800-366-6888
ND Relay Voice: 800-366-6889
ND Relay Spanish: 800-435-8590**

Contact Person: Maria Effertz-Hanson

Contents

CR-05 - Goals and Outcomes	2
CR-10 - Racial and Ethnic composition of families assisted	6
CR-15 - Resources and Investments 91.520(a)	7
CR-20 - Affordable Housing 91.520(b)	13
CR-25 - Homeless and Other Special Needs 91.220(d, e); 91.320(d, e); 91.520(c)	15
CR-30 - Public Housing 91.220(h); 91.320(j)	19
CR-35 - Other Actions 91.220(j)-(k); 91.320(i)-(j).....	21
CR-40 - Monitoring 91.220 and 91.230.....	26
CR-45 - CDBG 91.520(c)	27
CR-50 - HOME 91.520(d).....	28
CR-56 - HTF 91.520(h)	30
CR-58 – Section 3	31
CR-60 - ESG 91.520(g) (ESG Recipients only)	32
CR-65 - Persons Assisted.....	40
CR-70 – ESG 91.520(g) - Assistance Provided and Outcomes.....	44
CR-75 – Expenditures.....	45
Attachment	48

CR-05 - Goals and Outcomes

Progress the jurisdiction has made in carrying out its strategic plan and its action plan.

91.520(a)

This could be an overview that includes major initiatives and highlights that were proposed and executed throughout the program year.

Increase Access to Affordable Housing

A total of \$57,500 in CDBG funds were expended to rehab 10 single family owned units. These units were located in low to moderate income communities. The homes were rehabbed to be decent, safe, and sanitary housing. Rehabilitation included corrected hazardous and structural conditions, corrected building and health code violations, and other improvements considered necessary to eliminate blight. Rehab also included energy efficiency upgrades. A total of \$68,200 in ESG 2021 federal dollars assisted 70 households with tenant-based rental assistance. A total of \$1,189,154.87 was disbursed for Housing Trust Fund (HTF). For the HOME Program a total of \$1,994,273.26 was disbursed in 2021, the activity breakdown is as follows: \$1,163,220.70 for rental activities, \$49,721.62 for tenant-based rental assistance, and \$781,330.94 for Homeowner Rehabilitation. Multifamily projects completed in 2021 under the HOME and HTF program include; A 45-unit senior new construction project in Fargo, ND, a 35-unit senior new construction project in Bismarck, ND; a rehabilitation of a 117-unit Section 8 Senior project in Bismarck, ND; and a rehabilitation of a 20-unit senior USDA project in Rugby, ND.

Support Efforts to Combat Homelessness In FY21 a grand total of \$674,071.19 in ESG funds and State funds were used for tenant based rental assistance, shelter operating, homeless prevention, rapid re-housing, street outreach, and HMIS activities. This total dollar amount includes previous year's funding carry over of \$36,476.07, Federal funds of \$480,969, and State funds of \$156,626.12. With the combined Federal, State, and previous year's funding carry over, ESG expended \$68,200 in assisted 70 households with tenant based rental assistance, utilities, and security deposits, \$306,982.45 for overnight shelter assisting 3153 persons, \$171,500 for homeless prevention, assisting 292 persons, \$5,500 to provide essential services to reach out to unsheltered homeless, \$29,190 used to pay the costs of participating in the Homeless Management Information System (HMIS), and \$92,698.74 for administration of the program.

Support Public Facilities and Services Even though the State did not have any projects that supported public facilities and services, it was a key topic of discussion during the FY22 Annual Action Plan (AAP) public input meeting. The State is currently working on better policies and procedures, along with communicating to the communities how this program component can better help their communities.

Encourage Economic Development This goal provides employment opportunities for low- and moderate-income people and promotes

businesses in the State. A total of \$171,147 CDBG funds assisted in 2 economic development projects that helped 4 businesses. One of these projects was able to assist on rehabbing the exteriors of local businesses on the town's Main Street.

Enhance Local Public Infrastructure and Planning This goal funds public infrastructure, such as, but not limited to water systems, streets, sidewalks, and other vital public facilities. A total of \$2,417,432 of CDBG helped 18 towns throughout the State in various public infrastructure projects. Some of these projects included removal of architectural barriers, water and sewer improvements, curb stops and hydrants, fire hydrant replacement, and a fire hall addition to accommodate a fire department including water storage tanks and training room.

Comparison of the proposed versus actual outcomes for each outcome measure submitted with the consolidated plan and explain, if applicable, why progress was not made toward meeting goals and objectives. 91.520(g)

Categories, priority levels, funding sources and amounts, outcomes/objectives, goal outcome indicators, units of measure, targets, actual outcomes/outputs, and percentage completed for each of the grantee’s program year goals.

Goal	Category	Source / Amount	Indicator	Unit of Measure	Expected – Strategic Plan	Actual – Strategic Plan	Percent Complete	Expected – Program Year	Actual – Program Year	Percent Complete
Encourage Economic Development	Non-Housing Community Development	CDBG: \$	Businesses assisted	Businesses Assisted	300	6	2.00%	60	4	6.67%
Enhance Local Public Infrastructure and Planning	Non-Housing Community Development	CDBG: \$	Public Facility or Infrastructure Activities other than Low/Moderate Income Housing Benefit	Persons Assisted	50000	15693	31.39%	10000	9582	95.82%
Enhance Local Public Infrastructure and Planning	Non-Housing Community Development	CDBG: \$	Other	Other	5	1	20.00%	1	0	0.00%

Increase Access to Affordable Housing	Affordable Housing	CDBG: \$ / HOME: \$ / HTF: \$	Rental units constructed	Household Housing Unit	150	45	30.00%	40	18	45.00%
Increase Access to Affordable Housing	Affordable Housing	CDBG: \$ / HOME: \$ / HTF: \$	Rental units rehabilitated	Household Housing Unit	500	200	40.00%	125	68	54.40%
Increase Access to Affordable Housing	Affordable Housing	CDBG: \$ / HOME: \$ / HTF: \$	Homeowner Housing Rehabilitated	Household Housing Unit	150	70	46.67%	30	35	116.67%
Increase Access to Affordable Housing	Affordable Housing	CDBG: \$ / HOME: \$ / HTF: \$	Direct Financial Assistance to Homebuyers	Households Assisted	100	0	0.00%	20	0	0.00%
Support Efforts to Combat Homelessness	Homeless	ESG: \$	Tenant-based rental assistance / Rapid Rehousing	Households Assisted	2500	243	9.72%	500	93	18.60%
Support Efforts to Combat Homelessness	Homeless	ESG: \$	Homeless Person Overnight Shelter	Persons Assisted	200000	6466	3.23%	40000	3153	7.88%
Support Efforts to Combat Homelessness	Homeless	ESG: \$	Overnight/Emergency Shelter/Transitional Housing Beds added	Beds	20	40	200.00%	4	20	500.00%

Support Efforts to Combat Homelessness	Homeless	ESG: \$	Homelessness Prevention	Persons Assisted	10000	518	5.18%	2000	292	14.60%
Support Public Facilities and Services	Non-Homeless Special Needs	CDBG: \$	Public Facility or Infrastructure Activities other than Low/Moderate Income Housing Benefit	Persons Assisted	75000	875	1.17%	15000	0	0.00%
Support Public Facilities and Services	Non-Homeless Special Needs	CDBG: \$	Public service activities other than Low/Moderate Income Housing Benefit	Persons Assisted	2000	0	0.00%	400	0	0.00%

Table 1 - Accomplishments – Program Year & Strategic Plan to Date

Assess how the jurisdiction’s use of funds, particularly CDBG, addresses the priorities and specific objectives identified in the plan, giving special attention to the highest priority activities identified.

CDBG priorities identified in the annual action plan encourage economic development opportunities that retain and expand existing businesses; improve and enhance local public infrastructure, including water, sewer, streets and sidewalks; encourage communities to address local public facilities and service needs; encourage one community to do strategic planning; and engage in funding disaster relief areas.

2021 Annual Goals for CDBG were to encourage 60 economic development opportunities; assist 15,000 persons through public facilities and services non-homeless special needs, assist 10,000 persons by enhancing local public infrastructure non-housing community development, and encourage communities to complete strategic planning. In 2021, CDBG funded \$171,147 for four economic development opportunities, \$57,500 for 10 single family owned rehabs, and \$2,417,432 assisted 9,582 persons by enhancing local public infrastructure. The State did not meet the one-year goals for the program year, this shortfall can be attributed to communities needing to focus on COVID-19 preparedness and response.

CR-10 - Racial and Ethnic composition of families assisted

Describe the families assisted (including the racial and ethnic status of families assisted).

91.520(a)

	CDBG	HOME	ESG	HTF
White	9,757	46	1,762	60
Black or African American	9	2	594	2
Asian	17	0	26	0
American Indian or American Native	78	9	777	7
Native Hawaiian or Other Pacific Islander	4	1	25	0
Total	9,865	58	3,184	69
Hispanic	329	3	313	3
Not Hispanic	9,537	59	3,108	69

Table 2 – Table of assistance to racial and ethnic populations by source of funds

Narrative

The above chart captures the race and ethnicity of families assisted within various programs.

Under HOME program, beneficiary reporting included household's selecting other multi-racial, a category not available above. Total household's assisted with HOME was 62. For Housing Trust Fund, a total of 72 households were assisted. Three families selected multi-racial for racial status and are not accounted for in the table above.

The statistics above represent "persons" assisted for CDBG and ESG. CDBG program additional races that are not listed above were reported throughout the program year include American Indian/Alaskan Native & White:122; Black/African American/White: 3, and Other/Multi-Racial: 101. Total for CDBG is 10,107.

ESG has 198 persons assisted with a race listed as "multiple races". There were 111 that either the client refused to answer the question or did not know, and 100 that the data was not collected. In collection of Hispanic, there were 101 that did not know, or the client refused to answer, and 71 the data was not collected. Total for ESG is 3,593.

CR-15 - Resources and Investments 91.520(a)

Identify the resources made available

Source of Funds	Source	Resources Made Available	Amount Expended During Program Year
CDBG	public - federal	4,023,769	2,297,061
HOME	public - federal	7,616,962	1,994,273
ESG	public - federal	480,969	480,969
HTF	public - federal	3,125,711	1,189,154

Table 3 - Resources Made Available

Narrative

With the additional work that has been put on the Division of Community Services (DCS) from the ESG-CARES funding, DCS is behind on processing cash requests for the regular ESG funds. The dollar amounts being reported are based on all cash requests received. Some requests are currently in review and awaiting final drawdown approval. There is a possibility that our dollar amounts could change slightly if we have some cash requests that are deemed ineligible. If any funds are deemed ineligible an amendment will be made and those funds will be allocated in the FY22 funding. For the chart above, ESG is only reporting on the Federal dollar amount awarded for FY21. ESG spent \$36,476.07 in remaining FY20 Federal funding, \$156,626.12 in State funds, and \$480,969 in Federal FY21 funds for a total of \$674,071.19.

The CDBG program has experienced a decrease in activity during the program year. Due to the Federal monitoring completed by HUD in 2021, the program has come to a temporary halt in order to clear up findings. For the second year in a row, COVID-19 has impacted construction work causing delays and some businesses to scale back on workers. In addition, project progress was significantly impacted by the increased cost of materials requiring projects to seek additional financing.

In 2021 a total of \$6.8 million of HOME funds was conditionally committed to three multifamily rental projects and a total of \$2.5 Housing Trust Fund was committed to two projects. By the end of the September 2022 multifamily application round, all previous year's HOME dollars should be conditionally committed to activities.

Identify the geographic distribution and location of investments

Target Area	Planned Percentage of Allocation	Actual Percentage of Allocation	Narrative Description
Statewide	100		Funds are available statewide.

Table 4 – Identify the geographic distribution and location of investments

Narrative

The State of North Dakota does not have any identified geographic distribution and location of investments allocations. Funds are available statewide..

Housing Trust Fund geographic distribution and location of investments: In the 2021 application round two projects were selected to receive HTF funding. A 34 unit senior new construction project located in Bismarck ND and a 23 unit redevelopment project in Fargo, ND targeting homeless families. The 2021 completed projects include a 117-unit rehabilitation of a Section 8 project for seniors located in Bismarck, ND and a 35-unit new construction senior project located in Bismarck, ND.

HOME program geographic distribution and location of investments: In the 2021 application round three projects were selected, a 16-unit rehabilitation of a senior USDA project located in Rolla, ND; a 120-unit new construction senior project located in Fargo, ND; and a 23-unit redevelopment project located in Fargo, ND.

At the direction of the Governor's Office, the CDBG program had regional allocations. This allowed CDBG to have projects located in all eight regions of the state.

The subrecipients awarded through the ESG program are located in all eight regions of the state. Some of the cities included are Bismarck, Grand Forks, Fargo, Beulah, Devils Lake, Williston, and Dickinson.

Leveraging

Explain how federal funds leveraged additional resources (private, state and local funds), including a description of how matching requirements were satisfied, as well as how any publicly owned land or property located within the jurisdiction that were used to address the needs identified in the plan.

For ESG, federal funds were matched one for one from each agency funded. Match received was from cash and in-kind donations and other federal and state grants. The State also included match of \$156,626.12 for the Emergency Solutions Grant program.

For CDBG, projects are funded on publicly owned land such as lagoons, lift stations, water and sewer system improvements. Applications for CDBG 2021 projects were submitted to the local Regional Council for scoring and ranking. If the project ranked high enough, the project was recommended for an award from the State. The State does not issue an approval and/or a release of funds until all funding sources are secured. Projects usually have other sources that consist of one or more of the following: private, local, and federal. Due to HUD monitoring in 2021, the Regional Councils are not administering any projects that were scored and ranked in their respective regions. This process has changed and can be found in the 2022 AAP.

For HOME, multi-family rental projects are awarded on a competitive basis. Points are awarded to projects that demonstrate leveraging by reducing the amount of HOME funds needed for each HOME assisted unit. In addition, points are awarded for projects that can demonstrate support from local sources including local government and private sources. For federal fiscal year 2021 (October 1, 2020-September 30, 2021) HOME match liability requirements were waived. Match contributions were still recorded and include deposits into reserve accounts and costs associated with providing supportive services for residents in HOME-assisted units. The supportive services funding reported by projects are from non-federal sources. NDHFA is still working to develop a match policy for future reporting years. HOME Match Report is attached.

Fiscal Year Summary – HOME Match	
1. Excess match from prior Federal fiscal year	2,761,604
2. Match contributed during current Federal fiscal year	169,625
3. Total match available for current Federal fiscal year (Line 1 plus Line 2)	2,931,229
4. Match liability for current Federal fiscal year	0
5. Excess match carried over to next Federal fiscal year (Line 3 minus Line 4)	2,931,229

Table 5 – Fiscal Year Summary - HOME Match Report

Match Contribution for the Federal Fiscal Year								
Project No. or Other ID	Date of Contribution	Cash (non-Federal sources)	Foregone Taxes, Fees, Charges	Appraised Land/Real Property	Required Infrastructure	Site Preparation, Construction Materials, Donated labor	Bond Financing	Total Match
3701	09/30/2021	42,021	0	0	0	0	0	42,021
5897	09/30/2021	32,997	0	0	0	0	0	32,997
6141	09/30/2021	4,357	0	0	0	0	0	4,357
6750	09/30/2021	1,205	0	0	0	0	0	1,205
7910	09/30/2021	4,935	0	0	0	0	0	4,935
8298	09/30/2021	2,860	0	0	0	0	0	2,860
8465	09/30/2021	3,188	0	0	0	0	0	3,188
8687	09/30/2021	3,300	0	0	0	0	0	3,300
8723	09/30/2021	2,419	0	0	0	0	0	2,419
9057	09/30/2021	7,063	0	0	0	0	0	7,063
9258	09/30/2021	4,306	0	0	0	0	0	4,306
9451	09/30/2021	2,727	0	0	0	0	0	2,727
9536	09/30/2021	27,909	0	0	0	0	0	27,909
9554	09/30/2021	30,339	0	0	0	0	0	30,339

Table 6 – Match Contribution for the Federal Fiscal Year

HOME MBE/WBE report

Program Income – Enter the program amounts for the reporting period				
Balance on hand at begin-ning of reporting period \$	Amount received during reporting period \$	Total amount expended during reporting period \$	Amount expended for TBRA \$	Balance on hand at end of reporting period \$
873,887	138,365	0	0	1,012,252

Table 7 – Program Income

Minority Business Enterprises and Women Business Enterprises – Indicate the number and dollar value of contracts for HOME projects completed during the reporting period						
	Total	Minority Business Enterprises				White Non-Hispanic
		Alaskan Native or American Indian	Asian or Pacific Islander	Black Non-Hispanic	Hispanic	
Contracts						
Dollar Amount	22,061,008	0	0	0	0	22,061,008
Number	10	0	0	0	0	10
Sub-Contracts						
Number	1	0	0	0	0	1
Dollar Amount	255,100	0	0	0	0	255,100
	Total	Women Business Enterprises	Male			
Contracts						
Dollar Amount	22,061,008	0	22,061,008			
Number	10	0	10			
Sub-Contracts						
Number	1	0	1			
Dollar Amount	255,100	0	255,100			

Table 8 - Minority Business and Women Business Enterprises

Minority Owners of Rental Property – Indicate the number of HOME assisted rental property owners and the total amount of HOME funds in these rental properties assisted						
	Total	Minority Property Owners				White Non-Hispanic
		Alaskan Native or American Indian	Asian or Pacific Islander	Black Non-Hispanic	Hispanic	
Number	0	0	0	0	0	0
Dollar Amount	0	0	0	0	0	0

Table 9 – Minority Owners of Rental Property

Relocation and Real Property Acquisition – Indicate the number of persons displaced, the cost of relocation payments, the number of parcels acquired, and the cost of acquisition						
Parcels Acquired		0		0		
Businesses Displaced		0		0		
Nonprofit Organizations Displaced		0		0		
Households Temporarily Relocated, not Displaced		18		19,181		
Households Displaced	Total	Minority Property Enterprises				White Non-Hispanic
		Alaskan Native or American Indian	Asian or Pacific Islander	Black Non-Hispanic	Hispanic	
Number	0	0	0	0	0	0
Cost	0	0	0	0	0	0

Table 10 – Relocation and Real Property Acquisition

CR-20 - Affordable Housing 91.520(b)

Evaluation of the jurisdiction's progress in providing affordable housing, including the number and types of families served, the number of extremely low-income, low-income, moderate-income, and middle-income persons served.

	One-Year Goal	Actual
Number of Homeless households to be provided affordable housing units	450	4
Number of Non-Homeless households to be provided affordable housing units	700	130
Number of Special-Needs households to be provided affordable housing units	0	0
Total	1,150	134

Table 11 – Number of Households

	One-Year Goal	Actual
Number of households supported through Rental Assistance	1,000	23
Number of households supported through The Production of New Units	40	18
Number of households supported through Rehab of Existing Units	155	93
Number of households supported through Acquisition of Existing Units	0	0
Total	1,195	134

Table 12 – Number of Households Supported

Discuss the difference between goals and outcomes and problems encountered in meeting these goals.

Households assisted through rental assistance include the support of 23 households through TBRA HOME Funds. The HOME program effective with 2022 funding will no longer be allocated to TBRA activities. This is due to the \$352 million in ERA Treasury funds allocated to North Dakota which are allocated by Department of Human Services through the ND Rent Help program.

The production of new units includes five HOME assisted and 13 HTF-assisted new construction multifamily units.

Rehab of existing units includes 25 homeowner occupied rehab projects, 9 HOME assisted multifamily rehab, and 59 HTF-assisted multifamily rehab.

Through the annual action plan process for years 1 and 2, it has been identified that the 2020-2024 State Consolidated Plan overstated realistic goals given the challenges related to labor and materials in today's construction market. Project timelines have been extended and project completion has been delayed. Additionally, the one year goals for affordable housing included TBRA and Homeowner project projections incorrectly included estimates for ESG and CDBG programs.

Discuss how these outcomes will impact future annual action plans.

The next consolidated planning process will re-evaluate the process that was used to determine more appropriate numbers for the strategic goals which lead to the one-year goal estimates.

Include the number of extremely low-income, low-income, and moderate-income persons served by each activity where information on income by family size is required to determine the eligibility of the activity.

Number of Households Served	CDBG Actual	HOME Actual	HTF Actual
Extremely Low-income	0	42	72
Low-income	0	9	
Moderate-income	0	11	
Total	0	62	

Table 13 – Number of Households Served

Narrative Information

ND receives the small state minimum for both HOME and HTF programs. The programs are often used as a gap financing tool for projects financed with the Low Income Housing Tax Credit 9 percent and 4 percent credits. Typically the projects are 100% affordable with a small portion of the units designated as HOME or HIF assisted.

The number of homeowner occupied units rehabbed by the Community Action Agencies has continually declined year over year. This is due to contractor shortages, staffing capacity, and cost of materials.

CR-25 - Homeless and Other Special Needs 91.220(d, e); 91.320(d, e); 91.520(c)

Evaluate the jurisdiction's progress in meeting its specific objectives for reducing and ending homelessness through:

Reaching out to homeless persons (especially unsheltered persons) and assessing their individual needs

The State of North Dakota's method of distribution provides funding to engage homeless individuals and families living on the street (Street Outreach); improve the number and quality of emergency shelters for homeless individuals and families (Shelter Renovation); help operate these shelters through eligible activities such as maintenance, rent, repair, security, fuel, equipment, insurance, utilities, food, furnishings, and supplies (Shelter Operations); provide essential services to shelter residents (Essential Services); Rapid rehouse homeless individuals and families (Rapid Re-Housing); and prevent families and individuals from becoming homeless (Homeless Prevention). Communities of 2,500 or more population are the primary target since those are the communities experiencing the greatest challenges to providing services and facilities for the assistance to individuals facing homeless or at-risk of homeless.

ESG supports subrecipients who can help clients achieve stability in more than housing. Subrecipients most often receive direct inquiries from households looking for assistance. Some are referred through other agencies or landlords. Through an initial telephone interview, the Client Case Manager will ask various questions pertaining to the individuals' situation. This would include questions of household size, employment or other sources of household income, and current housing situation. ESG subrecipients can often help a client in more ways than one once the initial screening process identifies the households' needs. For example, case managers create person-centered case plans with tangible goals related to housing stability, provide housing counselling, and use engagement and change motivation techniques as appropriate. A monthly budget will be used to track the families' current fiscal state. The families' financial state and action plan are reviewed every visit to determine risk of losing housing. Case managers follow up with households to determine progress on the plan and modifications are proposed as needed. Some case managers follow progressive engagement techniques in determining the amount of financial assistance provided. Progressive engagement refers to a strategy of providing a small amount of assistance to everyone entering the homelessness system.

Addressing the emergency shelter and transitional housing needs of homeless persons

In 2021, 97% of the counted homeless population was sheltered throughout the state of North Dakota. 47% of the counted homeless population was sheltered through transitional housing. ESG and State funds assisted 3,153 persons by providing essential services to individuals and households in emergency shelters and operating emergency shelters, for a total of \$306,982 in funding.

ESG allowable activities include funding for case management. A total of 60% of available ESG funds may be used for case management activities.

Many subrecipients use ESG funds for case management services. These services include, but are not limited to: finding appropriate housing, locating new employment, mental health and addiction recovery services, transportation, providing meals, shelter and clothing, debt management and financial education, job skills training, etc. New Life Center, an ESG subrecipient runs several different types of programs at their emergency shelter. The Harbor program is a 30 day program intended to help the individuals reduce risk and harm associated with unsheltered homelessness and realize an element of stability. During their stay, they will meet with a case worker at least three times. During these meetings, an assessment of the client's needs and goals will be done to document the readiness and/or connecting them to supportive services in the community and a housing application process. A housing assessment through VI-SPDAT will be next. Lastly, they then work with the clients on long term plans and goals with the focus of getting people back into housing and connected with supportive services. In addition to this emergency shelter Harbor program, New Life Center also has an eight bed Medical Respite program. This program is a way for someone experiencing a medical crisis to exit a clinical setting without returning to the streets or general shelter populations. The Medical Respite program has partnered with the local housing authority and set a goal of not only achieving medical stability but also achieving housing stability to promote long term improved health and well-being.

Helping low-income individuals and families avoid becoming homeless, especially extremely low-income individuals and families and those who are: likely to become homeless after being discharged from publicly funded institutions and systems of care (such as health care facilities, mental health facilities, foster care and other youth facilities, and corrections programs and institutions); and, receiving assistance from public or private agencies that address housing, health, social services, employment, education, or youth needs

ESG and State funds assisted 292 persons by providing relocation and stabilization assistance and rental assistance to prevent an individual or household from becoming homeless, for a total of \$171,500.

The North Dakota Coalition for Homeless People (NDCHP) works with subrecipients including Salvation Army and Community Action to administer the Supportive Services for Veterans Families program. The program provides eligible Veteran families with outreach, case management, and assistance in obtaining VA and other benefits which may include health care services, daily living services, childcare services, and housing counseling. In addition, Veteran families may qualify for assistance with time-limited payments to third parties for rent, utilities, moving expenses and licensed childcare.

Discharged Persons from Public Institutions:

North Dakota Department of Human Services (DHS) is working on an implementation plan to address the needs of individuals with physical disabilities to discharge from nursing care facilities and transition to community based living with supports. This work includes increasing the capacity and workforce related to qualified service providers, case management, informed choice, and person centered planning. Discharging from nursing care facilities is coordinated by Money Follows the Person (MFP) in partnership with the Centers for Independent Living. Housing plays a significant role in the success of

individual's transition to community. Rental assistance, criminal conviction, accessibility, and past landlord relations have been identified as the biggest barriers to transition. The State supports the work of DHS by providing rapid rehousing funds to organizations who support clients in transition, additional new construction or rehab of affordable rental housing units with universal design standards for accessibility, Rehab Accessibility Grant Program, and the Opening Doors Landlord Risk Mitigation program.

ND Department of Corrections (NDDOC) works with justice involved individuals to transition to community from incarceration. DHS Behavioral Health Division created the Free Through Recovery (FTF) Program to support transitions by providing services such as Care Coordination, Recovery Services and Peer Supports to justice involved individuals with behavioral health conditions. Opening Doors Landlord Risk Mitigation program and ESG provides supports to individuals in FTR program. Criminal background is a significant barrier to accessing housing.

Helping homeless persons (especially chronically homeless individuals and families, families with children, veterans and their families, and unaccompanied youth) make the transition to permanent housing and independent living, including shortening the period of time that individuals and families experience homelessness, facilitating access for homeless individuals and families to affordable housing units, and preventing individuals and families who were recently homeless from becoming homeless again

ESG and State funds assisted 70 households by providing relocation and stabilization assistance and rental assistance to help homeless individual or household move as quickly as possible into permanent housing and achieve stability in that housing, for a total of \$68,200.

Both the North Dakota Homeless Grant (NDHG) and Supportive Services for Veteran Families (SSVF) programs have prevention and rapid rehousing components that provide temporary financial assistance and case management. Additionally, the SSVF program employs a statewide outreach specialist with a focus on tribal areas. Project Service Connect has become an annual event in communities around the state. Project Service Connect is a collaboration between local service agencies to host a service fair where households can come visit and access providers at one location. Homeless/Hunger Awareness Week activities have also been initiated in various communities to bring local attention to the needs in the community.

An ESG subrecipient, Youthworks, dedicates a portion of their ESG funds to the Transitional Youth Services. This serves youth ages 16-22 are homeless youth. Youthworks addresses all needs presented by youth, including but not limited to: stable housing, safety, behavioral health, permanent connections, social and emotional well-being, education, and employment. Youth emancipating from the Youth Correctional Center pose a particular challenge to Bismarck/Mandan as this institution is the only of its kind in North Dakota and lacks the proper step-down opportunity for these youth. Youthworks, a subrecipient in the Bismarck/Mandan area, has a long-standing relationship with the ND Department of Corrections and the Division of Juvenile Services (DJS). When youth are discharged from care and do not

have an exit plan that is safe or appropriate, Youth Correctional Center case managers and DJS contact Youthworks to try to plan/coordinate alternatives prior to discharge. This is sometimes as early as two months from discharge. Often youth are connected by Youthworks to very short-term emergency shelter (sometimes in a hotel paid for by Youthworks) when discharged. They are not technically eligible for transitional housing the day they exit, but once they are in the community and homeless, they meet Youthworks eligibility for transitional housing.

Work continues to develop the Coordinated Assessment Referral Entry and Stabilization (CARES) System. CARES is the homeless response system for the North Dakota Continuum of Care (CoC), in collaboration with West Central Minnesota CoC. It is designed to be coordinated, accessible and transparent link to housing assistance, shelter, mainstream services, and other resources for those experiencing homelessness or a housing crisis. The ND CoC, in collaboration with the NDDOC, continues to work on the development of the CARES system in all regions of North Dakota. Coordinated entry use is a condition of funding for ESG subrecipients.

ND Department of Human Services (DHS) established ND Rent Help program with federal ERA funds. ND Rent Help has established program parameters to assist homeless households with accessing housing and providing rental assistance. To date a total of 3,375 households were considered homeless at the time of application and were approved for assistance under the program. The State's Money Follows the Person program provides transition planning and services for individuals who identified the desire to transition from nursing care facility to community based services and living. In 2021, the Aging Transition Services USDOJ SA Dashboard reported a total of 61 completed transitions for individuals using MFP program.

CR-30 - Public Housing 91.220(h); 91.320(j)

Actions taken to address the needs of public housing

The State has a good working relationship with local public housing authorities (PHAs). Both parties participate in Housing Services collaboratives to create an open dialog with housing providers and service providers. The goal of the collaborative is to ensure affordable housing is available and services are accessible for North Dakota households. The State anticipates the PHAs to continue to access funding sources such as HOME and Housing Trust Fund for activities such as renovation and/or demo/disposition of housing developments in their portfolio.

PHAs are encouraged and eligible to apply for funding under the HOME and HTF programs. PHAs have actively used North Dakota's HOME funds under both CHDO and non-and-for-profit competitive application round as well as under HTF's competitive funding round. HOME rental production and rehabilitation application scoring includes preference points allocated to state or federally assisted projects which are at-risk of being lost from the State's affordable housing inventory. These points are also available under the Low-Income Housing Tax Credit application scoring.

In 2021, the HOME project Monterey located in Fargo, is phase one of a three-phase redevelopment of the Housing Authority of Cass County's public housing. The project includes a demolition and disposition of two public housing properties which are functionally obsolete. The project was completed in 2021. In addition, NDHFA conditionally committed HOME funds in the 2021 application round to Dakota II Redevelopment, demolition of a 17-unit existing public housing site also considered functionally obsolete and replacing them with 34 newly construction rental housing units.

Actions taken to encourage public housing residents to become more involved in management and participate in homeownership

North Dakota Housing Finance Agency, Community Works North Dakota, and the Village Family Service center have partnered to provide individuals and families with access to eHome America's online Homebuyer Education program.

Other specific actions are dependent on local PHA's programs.

Actions taken to provide assistance to troubled PHAs

Four PHAs are currently designated as troubled.

Traill County- currently under a recovery plan and will likely have its troubled designation removed in the next year.

Fargo Housing- has been working with HUD offices and will likely have its troubled designation removed in the next year.

Rolette County- has been working with Grand Forks Housing Authority and is considered troubled but it is improving.

Towner County- SEMAP troubled.

The State has not provided any financial assistance as North Dakota Housing Authorities are governed under County and City quasi-government and local boards.

CR-35 - Other Actions 91.220(j)-(k); 91.320(i)-(j)

Actions taken to remove or ameliorate the negative effects of public policies that serve as barriers to affordable housing such as land use controls, tax policies affecting land, zoning ordinances, building codes, fees and charges, growth limitations, and policies affecting the return on residential investment. 91.220 (j); 91.320 (i)

The barriers to affordable housing that were identified in the 2020-2024 Consolidated Plan Housing and Community Development Survey included costs of labor, costs of materials, cost of land or lot, and the lack of access to affordable housing financial resources. None of the barriers identified public policy as a barrier to affordable housing. NDHFA administers a program to certify qualified non-profit owned housing to be eligible for property tax exemption. This program is available statewide and to date 67 projects have been certified.

In 2021, the State along with rural housing partners established a Rural Housing Task Force to identify barriers to housing in rural ND communities. Impediments to rural housing development include requiring roughly 50 percent equity investment to be financially feasible, higher construction costs, rural housing "appraisal gap", lack of housing development expertise, and wage disparities. The State will continue to work with the task force to determine policy changes that could benefit rural communities. In 2021, NDHFA updated the HOME program distribution statement to include a preference for allocating HOME multifamily rental production funds to projects located in rural communities.

Actions taken to address obstacles to meeting underserved needs. 91.220(k); 91.320(j)

Allocation plans for HOME, Housing Trust Fund, and ESG are designed to address obstacles to meeting underserved needs. This includes prioritizing funding for projects that create units paired with supportive services and units targeting extremely low-income households. In 2021, NDHFA conditionally committed HOME and HTF funds to a multifamily rental project that includes 23 units with Tenant Support Coordination. An additional HTF project located in Bismarck will include 34 units for individuals experiencing homelessness and elderly 62 and over, and will include a Tenant Support Coordinator.

Actions taken to reduce lead-based paint hazards. 91.220(k); 91.320(j)

Housing units built before 1978 and funded through HOME, HTF, CDBG, and ESG must be inspected to ensure no lead-based paint hazards exist. The mitigation requirements for lead-based paint can have a substantial impact on the affordability of housing. Lead-based paint requirements are outlined within the HOME, HTF, CDBG, and ESG program distribution statements. NDHFA also publishes a Property Standards for Multifamily Projects which outline lead based paint requirements and published a Lead Based Paint Policy available online at <https://www.ndhfa.org/index.php/development/lead-based-paint/> . When applicable, applications must provide details on lead-based paint mitigation, if required, as part of the application and funding process. ND Department of Environmental Quality (DEQ) provides lead-based paint education and materials, including a list of approved lead-based paint abatement firms

in North Dakota.

According to the HOME Lead Based Paint Report-PR 89 a total of 43 units, 1 abatement, 3 interim controls or standard practices, 17 Lead Safe Work Practices, 20 Visual Assessment/Paint Stabilization, and 2 Other Actions required by Local/State were completed.

One Housing Trust Fund project completed in 2021 was built pre 1978 and had abatement completed. This project has 117 rental units of which 59 units are HOME-assisted.

CDBG completed 3 homes with lead safe work practices and 4 homes were otherwise exempt.

Actions taken to reduce the number of poverty-level families. 91.220(k); 91.320(j)

Much of the work to reduce the number of poverty-level families is done through partnerships with the Community Action Agencies (CAAs) and Department of Human Services (DHS). CAAs are located in 7 regions and provide services statewide. CAAs work to combine private, local, state, and federal resources to deliver programs and opportunities for poverty-level families to obtain and maintain self-sufficiency.

Community Services Block Grant (CSBG) program provides funds to the CAAs to ameliorate the causes and conditions of poverty. Services include emergency assistance, money management and housing counseling, self-sufficiency services, case management and outreach referral services. Households may also be provided assistance in weatherizing their homes through the Weatherization program. The Weatherization program is often used in conjunction with housing and rehabilitation activities under CDBG and HOME programs. The programs are administered by the CAAs and allow for local service delivery systems.

Using Federal ERA funds, DHS also created ND Rent Help to provide rental assistance to qualified households. According to the DHS Rent Help Dashboard, a total of \$24.32 million rental assistance has been provided and \$13.56 million in rental arrears have been covered from July 2021- June 2022. More information is available on the Data Dashboard at <https://www.applyforhelp.nd.gov/nd-rent-help>.

Rapid Rehousing assists in reducing families from poverty by providing quick access to housing. In FY21, there were 70 households served.

Section 3 Residents and Businesses:

As of the publishing of this report, the Section 3 Opportunity Portal has one registered business, no Section 3 contracts are currently registered, and one labor position is posted for North Dakota.

Current Section 3 reporting under the new reporting requirements identified that 21 workers were

designated as Section 3 workers and employed on two multifamily rental projects and three workers identified as Targeted Section 3. Both multifamily projects were funded under the Housing Trust Fund program. A total of 3,424 labor hours were recorded for Section 3 workers in 2021. HOME projects closing this year will be required to report Section 3 under the 2021 rules.

CDBG did not have any projects in FY2021 with Section 3 reporting requirements.

Actions taken to develop institutional structure. 91.220(k); 91.320(j)

Community development institutional structure consists of building capacity and maintaining partnerships with local community governments and regional councils. The Main Street Initiative supported through DCS provides resources to communities to develop and assess community needs. This program supports planning, infill development/redevelopment, smart efficient infrastructure and economic diversification. Further details on MainStreet are available at <https://www.nd.gov/living-nd/main-street-nd>.

The North Dakota Regional Workforce Impact Program (RWIP) provides grants to regional workforce entities in North Dakota to design and implement innovative plans to address their regions most demanding workforce challenges. The grant program will respond to the negative impacts the COVID-19 pandemic has had on workforce and industries by encouraging regions and communities to develop sustainable, innovative solutions to help businesses find workers, and help workers and jobseekers prepare for and connect to better, higher-quality and better paying jobs. The RWIP grant aims to offset the cost of local solutions that will have a regional impact. The goal of the RWIP is to empower locally led solutions to one of the state's greatest challenges.

Applications are in the works for the USDA Placemaking grant. This has a 49% local match from ND Parks and Recreation foundation and ND Department of Commerce state allocation funds. The focus is on the USDA Placemaking pilot program for one community near a state park. The ND State Parks and ND Council on Arts have teamed up with ND Department of Commerce on this.

The ND Department of Commerce will be applying in September for the EPA Brownfield Revolving Loan Fund for \$2.5 million. The focus with these funds is to provide low interest/grants to provide funding for brownfield clean up in communities across the state.

A total of \$1 million dollars were directed to Commerce from the Governor's Office for the Economic Development Administration Placemaking grant. No match is required, and the program will be used to create and educate communities across the state on placemaking. This will deliver both education through workshops and training along with direct grants to five communities to do placemaking planning.

Actions taken to enhance coordination between public and private housing and social service agencies. 91.220(k); 91.320(j)

The State actively participates in the housing services collaborative. This collaborative brings together housing providers and service providers to open communications between the groups and bridge gaps. Money Follows the Person Housing, a DHS housing group that provides housing facilitation services to individuals with disabilities, coordinates landlord trainings for the state. In 2021, MFP hosted 21 landlord training sessions, some of the topics included Fair Housing, Reasonable Accommodation and Modification Requests, HUD Criminal Background Guidance, and ND Rent Help. Over 400 housing and service provider stakeholders are registered for these trainings.

NDHFA administers the Opening Doors Landlord Risk Mitigation program. Agencies who provide supportive services to clients can enroll as Participating Care Coordination Agencies (PCCAs) who can refer clients into the program. Clients who receive supportive services and have housing barriers such as criminal conviction, poor rental or credit history, or other housing related barriers are eligible to enroll in the program. Opening Doors provides landlords with up to \$2,000 in coverage against excessive damages or lost revenue if a client enrolled in the program vacates a unit not in good standing.

Identify actions taken to overcome the effects of any impediments identified in the jurisdictions analysis of impediments to fair housing choice. 91.520(a)

The State of North Dakota completed the Analysis of Impediments to Fair Housing Choice in April 2020. The analysis identified four fair housing goals and priorities.

Fair Housing Goals and Priorities

Promote affordable housing development in high opportunity areas.

- Continue to promote homeownership and affordable rental opportunities in high opportunity areas with the use of CDBG, HOME and HTF funds.

HTF prioritizes multifamily development by providing points for projects that are located in a city revitalization area established by the city and that contributes to a concerted community revitalization plan thus supporting development of high opportunity areas.

Promote community and service provider knowledge of ADA laws.

This goal is executed through partnerships with the ND Department of Labor and Human Rights (DOL) and High Plains Fair Housing Center (High Plains) DOL is responsible for enforcement of the fair housing law and provide fair housing education and outreach in cities throughout the state. DOL completes this work by utilizing promotional items such as fair housing and human rights brochures. The items provide specific information on what fair housing is, the law, and how the DOL handles specific housing complaints. They also provide an overview of the DOL's relationship with HUD and how the state laws are substantially equivalent to the Federal Fair Housing Law. High Plains assists people who believe they have experienced discrimination while attempting to rent or purchase housing. They also

provide community education to promote fair housing and conduct preliminary investigations of potential housing discrimination. High Plains conducts testing throughout the state and to identify any instances of discrimination. In 2021, High Plains saw a 35% increase in calls related to fair housing from 2020. Of the investigations conducted, High Plains was able to provide resolutions for 267 clients served. A vast majority (58%) of fair housing calls received by the organization are related to disability and reasonable accommodation requests.

Enhance community services in racially or ethnically concentrated areas of poverty.

In 2018, five areas were identified as racially or ethnically concentrated areas of poverty. Racially or ethnically concentrated areas of poverty (R/ECAPs) are Census tracts with relatively high concentrations of non-white residents living in poverty. These areas are primarily found in areas with higher concentrations of Native American households and in areas in and adjacent to Native American reservations.

The State supports development of affordable housing opportunities by providing a set-aside for Native American/Tribal development applications in the Housing Trust Fund and Low-Income Housing Tax Credit allocation plans. The set-aside awards the highest-scoring qualified application immediately following a non-profit application award. The project must be located within a North Dakota Indian Reservation or on Tribal land, either held in trust or fee simple.

Increase fair housing outreach and education in the State.

High Plains' 2021 outreach events include hosting 58 fair housing classes with over 4,000 participants.

CR-40 - Monitoring 91.220 and 91.230

Describe the standards and procedures used to monitor activities carried out in furtherance of the plan and used to ensure long-term compliance with requirements of the programs involved, including minority business outreach and the comprehensive planning requirements

NDHFA updated the policy and procedures for HOME and Housing Trust Fund long-term compliance monitoring for multifamily rental projects. A new homeowner rehab policy manual was completed and homebuyer down payment assistance policy manual is underway.

NDHFA administers long-term monitoring for multifamily production and rehabilitation for HOME, Housing Trust Fund, Low-Income Housing Tax Credit, and the State's Housing Incentive Fund. Beginning July 1, 2021, the HOME program transitioned under NDHFA. All existing multifamily programs' long term compliance manuals, reporting forms, and income limits are available at <https://www.ndhfa.org/index.php/compliance/>.

Annually all projects must submit annual rental compliance reports and owner's certifications for the applicable programs. The agency reviews rental income and restrictions to verify the project is in compliance with the long term agreed upon restrictions. On-site physical inspections are required within twelve months of project completion and once every three years. Projects may be subject to more frequent inspections if substantial noncompliance is identified. At this time, inspections are conducted using UPCS inspection protocol.

NDDOC has started the process of monitoring the CDBG program. Each Regional Council has been or will be monitored in person and 20% of projects per region will be pulled for review of compliancy. Desktop monitoring was done throughout the year on both CDBG and ESG funds. A thorough review was done every time a cash reimbursement request was received. For ESG, some examples of documentation that was required was timesheets, paystubs, proof of payment, invoices, leases, eviction notices, rental assistance agreements, etc. Examples of CDBG documents that were collected were labor standards information, construction contracts, application and certificate for payment, payroll forms, employee interview records, Section 3 contracts, etc.

Citizen Participation Plan 91.105(d); 91.115(d)

Describe the efforts to provide citizens with reasonable notice and an opportunity to comment on performance reports.

The 2021 performance report was published and made available to the public for a 15-day comment period. A public notice was published in all daily newspapers, listed under public notices on both DCS and NDHFA website, and shared on NDHFA's social medial accounts. The plan was available from September 6, 2022-September 22, 2022.

CR-45 - CDBG 91.520(c)

Specify the nature of, and reasons for, any changes in the jurisdiction's program objectives and indications of how the jurisdiction would change its programs as a result of its experiences.

HUD monitored the CDBG program during 2021 and had findings that came out in August 2021. By the time the findings came out, the Regional Councils had already scored and ranked applications and sent to DCS for awards. Due to the conflict of interest finding, the Regional Councils were not allowed to administer projects that were scored and ranked in their respective regions. The cities and counties that were awarded procured out for administration of the project if they chose not to administer the project themselves. The Regional Councils were not allowed to bid on any projects that were out for bid through the procurement process in their respective regions.

For FY22 and forward, the State will be scoring and ranking all CDBG applications. If the City or County does not want to administer the project themselves, they will procure out for administration of the project. Since the project was scored by the State, this then allows any Regional Council to bid on administering any project regardless of what region the project is located in.

Does this Jurisdiction have any open Brownfields Economic Development Initiative (BEDI) grants?

No

[BEDI grantees] Describe accomplishments and program outcomes during the last year.

CR-50 - HOME 91.520(d)

Include the results of on-site inspections of affordable rental housing assisted under the program to determine compliance with housing codes and other applicable regulations

Please list those projects that should have been inspected on-site this program year based upon the schedule in §92.504(d). Indicate which of these were inspected and a summary of issues that were detected during the inspection. For those that were not inspected, please indicate the reason and how you will remedy the situation.

A comprehensive list of HOME onsite monitoring projects completed, in process, and yet to be completed is attached to this report. NDHFA requires inspection staff to complete inspections on a calendar year basis. Four HOME projects had onsite inspections completed with no findings. Seven HOME projects have been inspected and the report completion is in progress. Any physical findings identified will have a 30 day correction period. Sixteen HOME projects are scheduled for inspection in 2022. The onsite inspection date is yet to be determined.

Provide an assessment of the jurisdiction's affirmative marketing actions for HOME units. 92.351(b)

Participants in the HOME program are required to use affirmative fair housing marketing practices in soliciting renters or buyers. Any HOME assisted housing unit must comply with the following procedures for the required compliance period, depending on the program used. Owners advertising vacant units must include the equal housing opportunity logo and/or slogan; where ever a phone number is provided, there must also be a TDD/TTY phone number or equivalent provided; the owner is required to solicit applications for vacant units from persons in the housing market who are least likely to apply for HOME-assisted housing; the owner must maintain a file containing all marketing efforts; the owner shall maintain a listing of all tenants residing in each unit; and affirmative marketing plans must be updated every five years.

Refer to IDIS reports to describe the amount and use of program income for projects, including the number of projects and owner and tenant characteristics

In FY2021 no program income was expended for HOME program. NDHFA has allocated program income in the 2021 HOME multifamily application round. The first activity a 23-unit multifamily rental project will close on the financial award and written agreements in August 2022 with a first draw expected at closing. Any uncommitted program income will be committed in the multifamily rental production application round.

Describe other actions taken to foster and maintain affordable housing. 91.220(k) (STATES ONLY: Including the coordination of LIHTC with the development of affordable housing). 91.320(j)

The State HOME Program encourages our non-profit developers and CHDOs to use all sources of GAP financing to complete financing packages for projects. The HOME Program distribution statement is designed to complement the scoring criteria of the LIHTC, state Housing Incentive Fund, and the Housing Trust Fund. By creating similar scoring criteria, projects can compete for all programs efficiently. Beginning in September 2021, NDHFA created a single multifamily rental production and rehabilitation application. Projects will be able to apply for all funding sources at one time including LIHTC, HOME, Housing Trust Fund, and the State's Housing Incentive Funds.

CR-56 - HTF 91.520(h)

Describe the extent to which the grantee complied with its approved HTF allocation plan and the requirements of 24 CFR part 93.

Housing Trust fund completed projects are required to report annual rental compliance reports and complete an Annual Owners Certification annually. The annual owner's certification requires owners to affirm whether or not they received requests for emergency transfers. During the 2021 reporting year, no owners indicated that they received requests for emergency transfers under 24 CFR 5.2005(e) and 24 CFR 92.359, pertaining to victims of domestic violence, dating violence, and sexual assault or stalking. There is no data to report on outcomes

Tenure Type	0 – 30% AMI	0% of 30+ to poverty line (when poverty line is higher than 30% AMI)	% of the higher of 30+ AMI or poverty line to 50% AMI	Total Occupied Units	Units Completed, Not Occupied	Total Completed Units
Rental	72	0	0	72	0	72
Homebuyer	0	0	0	0	0	0

Table 15 - CR-56 HTF Units in HTF activities completed during the period

CR-58 – Section 3

Identify the number of individuals assisted and the types of assistance provided

Total Labor Hours	CDBG	HOME	ESG	HOPWA	HTF
Total Number of Activities	0	0	0	0	2
Total Labor Hours					39,119
Total Section 3 Worker Hours					2,282
Total Targeted Section 3 Worker Hours					274

Table 14 – Total Labor Hours

Qualitative Efforts - Number of Activities by Program	CDBG	HOME	ESG	HOPWA	HTF
Outreach efforts to generate job applicants who are Public Housing Targeted Workers					
Outreach efforts to generate job applicants who are Other Funding Targeted Workers.					
Direct, on-the job training (including apprenticeships).					3
Indirect training such as arranging for, contracting for, or paying tuition for, off-site training.					
Technical assistance to help Section 3 workers compete for jobs (e.g., resume assistance, coaching).					
Outreach efforts to identify and secure bids from Section 3 business concerns.					
Technical assistance to help Section 3 business concerns understand and bid on contracts.					
Division of contracts into smaller jobs to facilitate participation by Section 3 business concerns.					
Provided or connected residents with assistance in seeking employment including: drafting resumes, preparing for interviews, finding job opportunities, connecting residents to job placement services.					2
Held one or more job fairs.					
Provided or connected residents with supportive services that can provide direct services or referrals.					
Provided or connected residents with supportive services that provide one or more of the following: work readiness health screenings, interview clothing, uniforms, test fees, transportation.					
Assisted residents with finding childcare.					
Assisted residents to apply for, or attend community college or a four year educational institution.					
Assisted residents to apply for, or attend vocational/technical training.					
Assisted residents to obtain financial literacy training and/or coaching.					
Bonding assistance, guaranties, or other efforts to support viable bids from Section 3 business concerns.					
Provided or connected residents with training on computer use or online technologies.					
Promoting the use of a business registry designed to create opportunities for disadvantaged and small businesses.					
Outreach, engagement, or referrals with the state one-stop system, as designed in Section 121(e)(2) of the Workforce Innovation and Opportunity Act.					1

Other.					7
--------	--	--	--	--	---

Table 15 – Qualitative Efforts - Number of Activities by Program

Narrative

CDBG did not have any Section 3 projects that follow the new reporting rule that went into effect July 1, 2021, nor the reporting grace period of November 30, 2020, to June 30, 2021.

ESG did not have any projects that were Section 3 applicable.

NDHFA publishes the Section 3 Compliance Manual for HOME and Housing Trust Fund projects at <https://www.ndhfa.org/index.php/development/section-3/>. The HOME program did not have any activities reporting Section 3 under new rules for commitments 07/01/2021 in FY2021. Housing Trust Fund had two projects reporting Section 3 under the new rule during the program year.

CR-60 - ESG 91.520(g) (ESG Recipients only)

ESG Supplement to the CAPER in *e-snaps*

For Paperwork Reduction Act

1. Recipient Information—All Recipients Complete

Basic Grant Information

Recipient Name NORTH DAKOTA
Organizational DUNS Number 802741843
UEI
EIN/TIN Number 450309764
Identify the Field Office DENVER
Identify CoC(s) in which the recipient or subrecipient(s) will provide ESG assistance

ESG Contact Name

Prefix Ms.
First Name Tonya
Middle Name
Last Name Forderer
Suffix
Title CDBG/ESG Program Manager

ESG Contact Address

Street Address 1 1600 E. Century Ave. Ste. 2

CAPER

Street Address 2
City Bismarck
State ND
ZIP Code -
Phone Number 7013282676
Extension
Fax Number
Email Address toforderer@nd.gov

ESG Secondary Contact

Prefix
First Name
Last Name
Suffix
Title
Phone Number
Extension
Email Address

2. Reporting Period—All Recipients Complete

Program Year Start Date 07/01/2021
Program Year End Date 06/30/2022

3a. Subrecipient Form – Complete one form for each subrecipient

Subrecipient or Contractor Name: SOUTHEASTERN NORTH DAKOTA COMMUNITY ACTION
City: Fargo
State: ND
Zip Code: 58108, 2683
DUNS Number:
UEI:
Is subrecipient a victim services provider: N
Subrecipient Organization Type: Other Non-Profit Organization
ESG Subgrant or Contract Award Amount: 48000

Subrecipient or Contractor Name: RED RIVER COMMUNITY ACTION (GRAND FORKS CAA)
City: GRAND FORKS
State: ND
Zip Code: 58203,
DUNS Number:
UEI:
Is subrecipient a victim services provider: N
Subrecipient Organization Type: Other Non-Profit Organization
ESG Subgrant or Contract Award Amount: 45000

Subrecipient or Contractor Name: ABUSED ADULT RESOURCE CENTER
City: Bismarck
State: ND
Zip Code: 58502, 5003
DUNS Number: 180993446
UEI:
Is subrecipient a victim services provider: Y
Subrecipient Organization Type: Other Non-Profit Organization
ESG Subgrant or Contract Award Amount: 15000

Subrecipient or Contractor Name: COMMUNITY VIOLENCE INTERVENTION
City: Grand Forks
State: ND
Zip Code: 58201, 4737
DUNS Number: 164197675
UEI:
Is subrecipient a victim services provider: Y
Subrecipient Organization Type: Other Non-Profit Organization
ESG Subgrant or Contract Award Amount: 16500

Subrecipient or Contractor Name: DOMESTIC VIOLENCE & ABUS CENTER
City: Grafton
State: ND
Zip Code: 58237, 0308
DUNS Number: 164199200
UEI:
Is subrecipient a victim services provider: Y
Subrecipient Organization Type: Other Non-Profit Organization
ESG Subgrant or Contract Award Amount: 5000

Subrecipient or Contractor Name: DOMESTIC VIOLENCE CRISIS CENTER, INC

City: Minot

State: ND

Zip Code: 58702, 0881

DUNS Number: 957651409

UEI:

Is subrecipient a victim services provider: Y

Subrecipient Organization Type: Other Non-Profit Organization

ESG Subgrant or Contract Award Amount: 11000

Subrecipient or Contractor Name: FAMILY CRISIS SHELTER, INC

City: Williston

State: ND

Zip Code: 58802, 1893

DUNS Number: 165913914

UEI:

Is subrecipient a victim services provider: Y

Subrecipient Organization Type: Other Non-Profit Organization

ESG Subgrant or Contract Award Amount: 11000

Subrecipient or Contractor Name: GLADYS RAY SHELTER - CITY OF FARGO

City: Fargo

State: ND

Zip Code: 58103, 1505

DUNS Number: 070265871

UEI:

Is subrecipient a victim services provider: N

Subrecipient Organization Type: Other Non-Profit Organization

ESG Subgrant or Contract Award Amount: 27000

Subrecipient or Contractor Name: NEW LIFE CENTER

City: Fargo

State: ND

Zip Code: 58107, 1067

DUNS Number: 135269249

UEI:

Is subrecipient a victim services provider: N

Subrecipient Organization Type: Other Non-Profit Organization

ESG Subgrant or Contract Award Amount: 30000

Subrecipient or Contractor Name: WELCOME HOUSE

City: Bismarck

State: ND

Zip Code: 58501, 5194

DUNS Number: 858951010

UEI:

Is subrecipient a victim services provider: N

Subrecipient Organization Type: Other Non-Profit Organization

ESG Subgrant or Contract Award Amount: 6000

Subrecipient or Contractor Name: WOMEN'S ACTION AND RESOURCE CENTER

City: Beulah

State: ND

Zip Code: 58523, 0940

DUNS Number: 005625231

UEI:

Is subrecipient a victim services provider: Y

Subrecipient Organization Type: Other Non-Profit Organization

ESG Subgrant or Contract Award Amount: 13500

Subrecipient or Contractor Name: YOUTHWORKS

City: Bismarck

State: ND

Zip Code: 58501, 3755

DUNS Number: 145766671

UEI:

Is subrecipient a victim services provider: N

Subrecipient Organization Type: Other Non-Profit Organization

ESG Subgrant or Contract Award Amount: 23040

Subrecipient or Contractor Name: YWCA CASS CLAY

City: Fargo

State: ND

Zip Code: 58102, 3070

DUNS Number: 842058851

UEI:

Is subrecipient a victim services provider: N

Subrecipient Organization Type: Other Non-Profit Organization

ESG Subgrant or Contract Award Amount: 28000

Subrecipient or Contractor Name: DOMESTIC VIOLENCE & RAPE CRISIS CENTER, INC

City: Dickinson

State: ND

Zip Code: 58601, 3903

DUNS Number: 181011248

UEI:

Is subrecipient a victim services provider: Y

Subrecipient Organization Type: Other Non-Profit Organization

ESG Subgrant or Contract Award Amount: 10500

Subrecipient or Contractor Name: SAFE ALTERNATIVES FOR ABUSED FAMILIES

City: Devils Lake

State: ND

Zip Code: 58301, 0646

DUNS Number: 038941410

UEI:

Is subrecipient a victim services provider: Y

Subrecipient Organization Type: Other Non-Profit Organization

ESG Subgrant or Contract Award Amount: 15000

Subrecipient or Contractor Name: YWCA MINOT

City: Minot

State: ND

Zip Code: 58701, 3934

DUNS Number: 967416947

UEI:

Is subrecipient a victim services provider: N

Subrecipient Organization Type: Other Non-Profit Organization

ESG Subgrant or Contract Award Amount: 27790

Subrecipient or Contractor Name: SALVATION ARMY - BISMARCK

City: Bismarck

State: ND

Zip Code: 58504, 5465

DUNS Number: 180995813

UEI:

Is subrecipient a victim services provider: N

Subrecipient Organization Type: Other Non-Profit Organization

ESG Subgrant or Contract Award Amount: 29600

Subrecipient or Contractor Name: SALVATION ARMY - JAMESTOWN

City: Jamestown

State: ND

Zip Code: 58401, 3301

DUNS Number: 126341366

UEI:

Is subrecipient a victim services provider: N

Subrecipient Organization Type: Other Non-Profit Organization

ESG Subgrant or Contract Award Amount: 5000

Subrecipient or Contractor Name: SALVATION ARMY - GRAND FORKS

City: Grand Forks

State: ND

Zip Code: 58203, 3465

DUNS Number: 126340426

UEI:

Is subrecipient a victim services provider: N

Subrecipient Organization Type: Other Non-Profit Organization

ESG Subgrant or Contract Award Amount: 20000

Subrecipient or Contractor Name: Aid, Inc.

City: Mandan

State: ND

Zip Code: 58554, 3144

DUNS Number: 606110484

UEI:

Is subrecipient a victim services provider: N

Subrecipient Organization Type: Other Non-Profit Organization

ESG Subgrant or Contract Award Amount: 25000

Subrecipient or Contractor Name: Minot Area Men's Winter Refuge

City: Minot

State: ND

Zip Code: 58701, 5595

DUNS Number: 079791578

UEI:

Is subrecipient a victim services provider: N

Subrecipient Organization Type: Other Non-Profit Organization

ESG Subgrant or Contract Award Amount: 15500

Subrecipient or Contractor Name: Presentation Partners in Housing

City: Fargo

State: ND

Zip Code: 58103, 6031

DUNS Number: 079818603

UEI:

Is subrecipient a victim services provider: N

Subrecipient Organization Type: Other Non-Profit Organization

ESG Subgrant or Contract Award Amount: 38500

Subrecipient or Contractor Name: Missouri Slope Areawide United Way

City: Bismarck

State: ND

Zip Code: 58501, 4055

DUNS Number: 136773582

UEI:

Is subrecipient a victim services provider: N

Subrecipient Organization Type: Other Non-Profit Organization

ESG Subgrant or Contract Award Amount: 34000

Subrecipient or Contractor Name: Institute for Community Alliances

City: Des Moines

State: IA

Zip Code: 50314, 2527

DUNS Number: 049341732

UEI:

Is subrecipient a victim services provider: N

Subrecipient Organization Type: Other Non-Profit Organization

ESG Subgrant or Contract Award Amount: 15000

Subrecipient or Contractor Name: United Way of Grand Forks, East Grand Forks and Area

City: Grand Forks

State: ND

Zip Code: 58201, 6761

DUNS Number: 626862742

UEI:

Is subrecipient a victim services provider: N

Subrecipient Organization Type: Other Non-Profit Organization

ESG Subgrant or Contract Award Amount: 20000

CR-65 - Persons Assisted

4. Persons Served

4a. Complete for Homelessness Prevention Activities

Number of Persons in Households	Total
Adults	
Children	
Don't Know/Refused/Other	
Missing Information	
Total	

Table 16 – Household Information for Homeless Prevention Activities

4b. Complete for Rapid Re-Housing Activities

Number of Persons in Households	Total
Adults	
Children	
Don't Know/Refused/Other	
Missing Information	
Total	

Table 17 – Household Information for Rapid Re-Housing Activities

4c. Complete for Shelter

Number of Persons in Households	Total
Adults	
Children	
Don't Know/Refused/Other	
Missing Information	
Total	

Table 18 – Shelter Information

4d. Street Outreach

Number of Persons in Households	Total
Adults	
Children	
Don't Know/Refused/Other	
Missing Information	
Total	

Table 19 – Household Information for Street Outreach

4e. Totals for all Persons Served with ESG

Number of Persons in Households	Total
Adults	
Children	
Don't Know/Refused/Other	
Missing Information	
Total	

Table 20 – Household Information for Persons Served with ESG

5. Gender—Complete for All Activities

	Total
Male	
Female	
Transgender	
Don't Know/Refused/Other	
Missing Information	
Total	

Table 21 – Gender Information

6. Age—Complete for All Activities

	Total
Under 18	
18-24	
25 and over	
Don't Know/Refused/Other	
Missing Information	
Total	

Table 22 – Age Information

7. Special Populations Served—Complete for All Activities

Number of Persons in Households

Subpopulation	Total	Total Persons Served – Prevention	Total Persons Served – RRH	Total Persons Served in Emergency Shelters
Veterans				
Victims of Domestic Violence				
Elderly				
HIV/AIDS				
Chronically Homeless				
Persons with Disabilities:				
Severely Mentally Ill				
Chronic Substance Abuse				
Other Disability				
Total (unduplicated if possible)				

Table 23 – Special Population Served

CR-70 – ESG 91.520(g) - Assistance Provided and Outcomes

10. Shelter Utilization

Number of New Units – Rehabbed	
Number of New Units – Conversion	
Total Number of bed - nights available	
Total Number of bed - nights provided	
Capacity Utilization	

Table 24 – Shelter Capacity

11. Project Outcomes Data measured under the performance standards developed in consultation with the CoC(s)

CR-75 – Expenditures

11. Expenditures

11a. ESG Expenditures for Homelessness Prevention

	Dollar Amount of Expenditures in Program Year		
	2019	2020	2021
Expenditures for Rental Assistance			
Expenditures for Housing Relocation and Stabilization Services - Financial Assistance			
Expenditures for Housing Relocation & Stabilization Services - Services			
Expenditures for Homeless Prevention under Emergency Shelter Grants Program			
Subtotal Homelessness Prevention			

Table 25 – ESG Expenditures for Homelessness Prevention

11b. ESG Expenditures for Rapid Re-Housing

	Dollar Amount of Expenditures in Program Year		
	2019	2020	2021
Expenditures for Rental Assistance			
Expenditures for Housing Relocation and Stabilization Services - Financial Assistance			
Expenditures for Housing Relocation & Stabilization Services - Services			
Expenditures for Homeless Assistance under Emergency Shelter Grants Program			
Subtotal Rapid Re-Housing			

Table 26 – ESG Expenditures for Rapid Re-Housing

11c. ESG Expenditures for Emergency Shelter

	Dollar Amount of Expenditures in Program Year		
	2019	2020	2021
Essential Services			
Operations			
Renovation			
Major Rehab			
Conversion			
Subtotal			

Table 27 – ESG Expenditures for Emergency Shelter

11d. Other Grant Expenditures

	Dollar Amount of Expenditures in Program Year		
	2019	2020	2021
Street Outreach			
HMIS			
Administration			

Table 28 - Other Grant Expenditures

11e. Total ESG Grant Funds

Total ESG Funds Expended	2019	2020	2021

Table 29 - Total ESG Funds Expended

11f. Match Source

	2019	2020	2021
Other Non-ESG HUD Funds			
Other Federal Funds			
State Government			
Local Government			
Private Funds			
Other			
Fees			
Program Income			
Total Match Amount			

Table 30 - Other Funds Expended on Eligible ESG Activities

11g. Total

Total Amount of Funds Expended on ESG Activities	2019	2020	2021

Table 31 - Total Amount of Funds Expended on ESG Activities

Attachment

CDBG Attachments

IDIS - PR28

U.S. Department of Housing and Urban Development
 Office of Community Planning and Development
 Integrated Disbursement and Information System
 State of North Dakota
 Performance and Evaluation Report
 For Grant Year 2013
 As of 06/30/2022
 Grant Number B13DC380001

DATE: 06-30-22
 TIME: 16:48
 PAGE: 1

Part I: Financial Status

A. Sources of State CDBG Funds

1)	State Allocation	\$3,751,646.00
2)	Program Income	
3)	Program income received in IDIS	\$1,149,142.05
3 a)	Program income received from Section 108 Projects (for SI type)	\$0.00
4)	Adjustment to compute total program income	\$0.00
5)	Total program income (sum of lines 3 and 4)	\$1,149,142.05
6)	Section 108 Loan Funds	\$0.00
7)	Total State CDBG Resources (sum of lines 1,5 and 6)	\$4,900,788.05

B. State CDBG Resources by Use

8)	State Allocation	
9)	Obligated to recipients	\$3,763,486.00
10)	Adjustment to compute total obligated to recipients	\$0.00
11)	Total obligated to recipients (sum of lines 9 and 10)	\$3,763,486.00
12)	Set aside for State Administration	\$175,032.00
13)	Adjustment to compute total set aside for State Administration	\$0.00
14)	Total set aside for State Administration (sum of lines 12 and 13)	\$175,032.00
15)	Set aside for Technical Assistance	\$37,516.00
16)	Adjustment to compute total set aside for Technical Assistance	\$0.00
17)	Total set aside for Technical Assistance (sum of lines 15 and 16)	\$37,516.00
18)	State funds set aside for State Administration match	\$0.00

U.S. Department of Housing and Urban Development
 Office of Community Planning and Development
 Integrated Disbursement and Information System
 State of North Dakota
 Performance and Evaluation Report
 For Grant Year 2013
 As of 06/30/2022
 Grant Number B13DC380001

19)	Program Income	
20)	Returned to the state and redistributed	\$0.00
20 a)	Section 108 program income expended for the Section 108 repayment	
21)	Adjustment to compute total redistributed	\$0.00
22)	Total redistributed (sum of lines 20 and 21)	\$0.00
23)	Returned to the state and not yet redistributed	\$1,149,142.05
23 a)	Section 108 program income not yet disbursed	\$0.00
24)	Adjustment to compute total not yet redistributed	\$0.00
25)	Total not yet redistributed (sum of lines 23 and 24)	\$1,149,142.05
26)	Retained by recipients	\$0.00
27)	Adjustment to compute total retained	\$0.00
28)	Total retained (sum of lines 26 and 27)	\$0.00
C. Expenditures of State CDBG Resources		
29)	Drawn for State Administration	\$205,070.44
30)	Adjustment to amount drawn for State Administration	\$0.00
31)	Total drawn for State Administration	\$205,070.44
32)	Drawn for Technical Assistance	\$37,516.00
33)	Adjustment to amount drawn for Technical Assistance	\$0.00
34)	Total drawn for Technical Assistance	\$37,516.00
35)	Drawn for Section 108 Repayments	\$0.00
36)	Adjustment to amount drawn for Section 108 Repayments	\$0.00
37)	Total drawn for Section 108 Repayments	\$0.00
38)	Drawn for all other activities	\$4,172,905.07
39)	Adjustment to amount drawn for all other activities	\$0.00
40)	Total drawn for all other activities	\$4,172,905.07

U.S. Department of Housing and Urban Development
 Office of Community Planning and Development
 Integrated Disbursement and Information System
 State of North Dakota
 Performance and Evaluation Report
 For Grant Year 2013
 As of 06/30/2022
 Grant Number B13DC380001

D. Compliance with Public Service (PS) Cap		
41)	Disbursed in IDIS for PS	\$0.00
42)	Adjustment to compute total disbursed for PS	\$0.00
43)	Total disbursed for PS (sum of lines 41 and 42)	\$0.00
44)	Amount subject to PS cap	
45)	State Allocation (line 1)	\$3,751,646.00
46)	Program Income Received (line 5)	\$1,149,142.05
47)	Adjustment to compute total subject to PS cap	\$0.00
48)	Total subject to PS cap (sum of lines 45-47)	\$4,900,788.05
49)	Percent of funds disbursed to date for PS (line 43 / line 48)	0.00%
E. Compliance with Planning and Administration (P/A) Cap		
50)	Disbursed in IDIS for P/A from all fund types - Combined	\$329,966.42
51)	Adjustment to compute total disbursed for P/A	\$0.00
52)	Total disbursed for P/A (sum of lines 50 and 51)	\$329,966.42
53)	Amount subject to Combined Expenditure P/A cap	
54)	State Allocation (line 1)	\$3,751,646.00
55)	Program Income Received (line 5)	\$1,149,142.05
56)	Adjustment to compute total subject to P/A cap	\$0.00
57)	Total subject to P/A cap (sum of lines 54-56)	\$4,900,788.05
58)	Percent of funds disbursed to date for P/A (line 52 / line 57) Combined Cap	6.73%
59)	Disbursed in IDIS for P/A from Annual Grant Only	\$259,108.69
60)	Amount subject the Annual Grant P/A cap	
61)	State Allocation	\$3,751,646.00
62)	Percent of funds disbursed to date for P/A (line 59 / line 61) Annual Grant Cap	6.91%

U.S. Department of Housing and Urban Development
 Office of Community Planning and Development
 Integrated Disbursement and Information System
 State of North Dakota
 Performance and Evaluation Report
 For Grant Year 2013
 As of 06/30/2022
 Grant Number B13DC380001

Part II: Compliance with Overall Low and Moderate Income Benefit

63) Period specified for benefit: grant years 2013 - 2015

64) Final PER for compliance with the overall benefit test: [No]

	Grant Year	2013	2014	2015	Total
65) Benefit LMI persons and households (1)		3,258,118.31	4,807,520.96	3,378,630.17	11,444,269.44
66) Benefit LMI, 108 activities		0.00	0.00	0.00	0.00
67) Benefit LMI, other adjustments		0.00	0.00	0.00	0.00
68) Total, Benefit LMI (sum of lines 65-67)		3,258,118.31	4,807,520.96	3,378,630.17	11,444,269.44
69) Prevent/Eliminate Slum/Blight		0.00	0.00	0.00	0.00
70) Prevent Slum/Blight, 108 activities		0.00	0.00	0.00	0.00
71) Total, Prevent Slum/Blight (sum of lines 69 and 70)		0.00	0.00	0.00	0.00
72) Meet Urgent Community Development Needs		789,890.78	270,644.42	7,719.50	1,068,254.70
73) Meet Urgent Needs, 108 activities		0.00	0.00	0.00	0.00
74) Total, Meet Urgent Needs (sum of lines 72 and 73)		789,890.78	270,644.42	7,719.50	1,068,254.70
75) Acquisition, New Construction, Rehab/Special Areas noncountable		7,320.84	8,420.05	173.76	15,914.65
76) Total disbursements subject to overall LMI benefit (sum of lines 68, 71, 74, and 75)		4,055,329.93	5,066,585.43	3,386,523.43	12,528,438.79
77) Low and moderate income benefit (line 68 / line 76)		0.80	0.95	1.00	0.91
78) Other Disbursements		1.00	1.00	1.00	3.00
79) State Administration		205,070.44	190,897.73	189,166.23	585,134.40
80) Technical Assistance		37,516.00	36,585.00	36,092.00	110,193.00
81) Local Administration		124,895.98	111,254.92	50,272.30	286,423.20
82) Section 108 repayments		0.00	0.00	0.00	0.00

U.S. Department of Housing and Urban Development
 Office of Community Planning and Development
 Integrated Disbursement and Information System
 State of North Dakota
 Performance and Evaluation Report
 For Grant Year 2014
 As of 06/30/2022
 Grant Number B14DC380001

Part I: Financial Status

A. Sources of State CDBG Funds

1)	State Allocation	\$3,658,596.00
2)	Program Income	
3)	Program income received in IDIS	\$1,435,148.78
3 a)	Program income received from Section 108 Projects (for SI type)	\$0.00
4)	Adjustment to compute total program income	\$0.00
5)	Total program income (sum of lines 3 and 4)	\$1,435,148.78
6)	Section 108 Loan Funds	\$0.00
7)	Total State CDBG Resources (sum of lines 1,5 and 6)	\$5,093,744.78

B. State CDBG Resources by Use

8)	State Allocation	
9)	Obligated to recipients	\$3,642,391.43
10)	Adjustment to compute total obligated to recipients	\$0.00
11)	Total obligated to recipients (sum of lines 9 and 10)	\$3,642,391.43
12)	Set aside for State Administration	\$173,171.00
13)	Adjustment to compute total set aside for State Administration	\$0.00
14)	Total set aside for State Administration (sum of lines 12 and 13)	\$173,171.00
15)	Set aside for Technical Assistance	\$36,585.00
16)	Adjustment to compute total set aside for Technical Assistance	\$0.00
17)	Total set aside for Technical Assistance (sum of lines 15 and 16)	\$36,585.00
18)	State funds set aside for State Administration match	\$0.00

U.S. Department of Housing and Urban Development
 Office of Community Planning and Development
 Integrated Disbursement and Information System
 State of North Dakota
 Performance and Evaluation Report
 For Grant Year 2014
 As of 06/30/2022
 Grant Number B14DC380001

19)	Program Income	
20)	Returned to the state and redistributed	\$3,526,710.15
20 a)	Section 108 program income expended for the Section 108 repayment	
21)	Adjustment to compute total redistributed	\$0.00
22)	Total redistributed (sum of lines 20 and 21)	\$3,526,710.15
23)	Returned to the state and not yet redistributed	-\$2,091,561.37
23 a)	Section 108 program income not yet disbursed	\$0.00
24)	Adjustment to compute total not yet redistributed	\$0.00
25)	Total not yet redistributed (sum of lines 23 and 24)	-\$2,091,561.37
26)	Retained by recipients	\$0.00
27)	Adjustment to compute total retained	\$0.00
28)	Total retained (sum of lines 26 and 27)	\$0.00
C.	Expenditures of State CDBG Resources	
29)	Drawn for State Administration	\$190,897.73
30)	Adjustment to amount drawn for State Administration	\$0.00
31)	Total drawn for State Administration	\$190,897.73
32)	Drawn for Technical Assistance	\$36,585.00
33)	Adjustment to amount drawn for Technical Assistance	\$0.00
34)	Total drawn for Technical Assistance	\$36,585.00
35)	Drawn for Section 108 Repayments	\$0.00
36)	Adjustment to amount drawn for Section 108 Repayments	\$0.00
37)	Total drawn for Section 108 Repayments	\$0.00
38)	Drawn for all other activities	\$5,189,420.30
39)	Adjustment to amount drawn for all other activities	\$0.00
40)	Total drawn for all other activities	\$5,189,420.30

U.S. Department of Housing and Urban Development
 Office of Community Planning and Development
 Integrated Disbursement and Information System
 State of North Dakota
 Performance and Evaluation Report
 For Grant Year 2014
 As of 06/30/2022
 Grant Number B14DC380001

D. Compliance with Public Service (PS) Cap		
41)	Disbursed in IDIS for PS	\$0.00
42)	Adjustment to compute total disbursed for PS	\$0.00
43)	Total disbursed for PS (sum of lines 41 and 42)	\$0.00
44)	Amount subject to PS cap	
45)	State Allocation (line 1)	\$3,658,596.00
46)	Program Income Received (line 5)	\$1,435,148.78
47)	Adjustment to compute total subject to PS cap	\$0.00
48)	Total subject to PS cap (sum of lines 45-47)	\$5,093,744.78
49)	Percent of funds disbursed to date for PS (line 43 / line 48)	0.00%
E. Compliance with Planning and Administration (P/A) Cap		
50)	Disbursed in IDIS for P/A from all fund types - Combined	\$302,152.65
51)	Adjustment to compute total disbursed for P/A	\$0.00
52)	Total disbursed for P/A (sum of lines 50 and 51)	\$302,152.65
53)	Amount subject to Combined Expenditure P/A cap	
54)	State Allocation (line 1)	\$3,658,596.00
55)	Program Income Received (line 5)	\$1,435,148.78
56)	Adjustment to compute total subject to P/A cap	\$0.00
57)	Total subject to P/A cap (sum of lines 54-56)	\$5,093,744.78
58)	Percent of funds disbursed to date for P/A (line 52 / line 57) Combined Cap	5.93%
59)	Disbursed in IDIS for P/A from Annual Grant Only	\$251,792.29
60)	Amount subject the Annual Grant P/A cap	
61)	State Allocation	\$3,658,596.00
62)	Percent of funds disbursed to date for P/A (line 59 / line 61) Annual Grant Cap	6.88%

U.S. Department of Housing and Urban Development
 Office of Community Planning and Development
 Integrated Disbursement and Information System
 State of North Dakota
 Performance and Evaluation Report
 For Grant Year 2014
 As of 06/30/2022
 Grant Number B14DC380001

Part II: Compliance with Overall Low and Moderate Income Benefit

63) Period specified for benefit: grant years 2013 - 2015

64) Final PER for compliance with the overall benefit test: [No]

	Grant Year	2013	2014	2015	Total
65) Benefit LMI persons and households (1)		3,258,118.31	4,807,520.96	3,378,630.17	11,444,269.44
66) Benefit LMI, 108 activities		0.00	0.00	0.00	0.00
67) Benefit LMI, other adjustments		0.00	0.00	0.00	0.00
68) Total, Benefit LMI (sum of lines 65-67)		3,258,118.31	4,807,520.96	3,378,630.17	11,444,269.44
69) Prevent/Eliminate Slum/Blight		0.00	0.00	0.00	0.00
70) Prevent Slum/Blight, 108 activities		0.00	0.00	0.00	0.00
71) Total, Prevent Slum/Blight (sum of lines 69 and 70)		0.00	0.00	0.00	0.00
72) Meet Urgent Community Development Needs		789,890.78	270,644.42	7,719.50	1,068,254.70
73) Meet Urgent Needs, 108 activities		0.00	0.00	0.00	0.00
74) Total, Meet Urgent Needs (sum of lines 72 and 73)		789,890.78	270,644.42	7,719.50	1,068,254.70
75) Acquisition, New Construction, Rehab/Special Areas noncountable		7,320.84	8,420.05	173.76	15,914.65
76) Total disbursements subject to overall LMI benefit (sum of lines 68, 71, 74, and 75)		4,055,329.93	5,066,585.43	3,386,523.43	12,528,438.79
77) Low and moderate income benefit (line 68 / line 76)		0.80	0.95	1.00	0.91
78) Other Disbursements		1.00	1.00	1.00	3.00
79) State Administration		205,070.44	190,897.73	189,166.23	585,134.40
80) Technical Assistance		37,516.00	36,585.00	36,092.00	110,193.00
81) Local Administration		124,895.98	111,254.92	50,272.30	286,423.20
82) Section 108 repayments		0.00	0.00	0.00	0.00

U.S. Department of Housing and Urban Development
 Office of Community Planning and Development
 Integrated Disbursement and Information System
 State of North Dakota
 Performance and Evaluation Report
 For Grant Year 2015
 As of 06/30/2022
 Grant Number B15DC380001

Part I: Financial Status

A. Sources of State CDBG Funds

1)	State Allocation	\$3,609,246.00
2)	Program Income	
3)	Program income received in IDIS	\$1,203,682.13
3 a)	Program income received from Section 108 Projects (for SI type)	\$0.00
4)	Adjustment to compute total program income	\$0.00
5)	Total program income (sum of lines 3 and 4)	\$1,203,682.13
6)	Section 108 Loan Funds	\$0.00
7)	Total State CDBG Resources (sum of lines 1,5 and 6)	\$4,812,928.13

B. State CDBG Resources by Use

8)	State Allocation	
9)	Obligated to recipients	\$3,400,970.02
10)	Adjustment to compute total obligated to recipients	\$0.00
11)	Total obligated to recipients (sum of lines 9 and 10)	\$3,400,970.02
12)	Set aside for State Administration	\$172,183.98
13)	Adjustment to compute total set aside for State Administration	\$0.00
14)	Total set aside for State Administration (sum of lines 12 and 13)	\$172,183.98
15)	Set aside for Technical Assistance	\$36,092.00
16)	Adjustment to compute total set aside for Technical Assistance	\$0.00
17)	Total set aside for Technical Assistance (sum of lines 15 and 16)	\$36,092.00
18)	State funds set aside for State Administration match	\$0.00

U.S. Department of Housing and Urban Development
 Office of Community Planning and Development
 Integrated Disbursement and Information System
 State of North Dakota
 Performance and Evaluation Report
 For Grant Year 2015
 As of 06/30/2022
 Grant Number B15DC380001

19)	Program Income	
20)	Returned to the state and redistributed	\$0.00
20 a)	Section 108 program income expended for the Section 108 repayment	
21)	Adjustment to compute total redistributed	\$0.00
22)	Total redistributed (sum of lines 20 and 21)	\$0.00
23)	Returned to the state and not yet redistributed	\$1,203,682.13
23 a)	Section 108 program income not yet disbursed	\$0.00
24)	Adjustment to compute total not yet redistributed	\$0.00
25)	Total not yet redistributed (sum of lines 23 and 24)	\$1,203,682.13
26)	Retained by recipients	\$0.00
27)	Adjustment to compute total retained	\$0.00
28)	Total retained (sum of lines 26 and 27)	\$0.00
C. Expenditures of State CDBG Resources		
29)	Drawn for State Administration	\$189,166.23
30)	Adjustment to amount drawn for State Administration	\$0.00
31)	Total drawn for State Administration	\$189,166.23
32)	Drawn for Technical Assistance	\$36,092.00
33)	Adjustment to amount drawn for Technical Assistance	\$0.00
34)	Total drawn for Technical Assistance	\$36,092.00
35)	Drawn for Section 108 Repayments	\$0.00
36)	Adjustment to amount drawn for Section 108 Repayments	\$0.00
37)	Total drawn for Section 108 Repayments	\$0.00
38)	Drawn for all other activities	\$3,436,621.97
39)	Adjustment to amount drawn for all other activities	\$0.00
40)	Total drawn for all other activities	\$3,436,621.97

U.S. Department of Housing and Urban Development
 Office of Community Planning and Development
 Integrated Disbursement and Information System
 State of North Dakota
 Performance and Evaluation Report
 For Grant Year 2015
 As of 06/30/2022
 Grant Number B15DC380001

D. Compliance with Public Service (PS) Cap		
41)	Disbursed in IDIS for PS	\$0.00
42)	Adjustment to compute total disbursed for PS	\$0.00
43)	Total disbursed for PS (sum of lines 41 and 42)	\$0.00
44)	Amount subject to PS cap	
45)	State Allocation (line 1)	\$3,609,246.00
46)	Program Income Received (line 5)	\$1,203,682.13
47)	Adjustment to compute total subject to PS cap	\$0.00
48)	Total subject to PS cap (sum of lines 45-47)	\$4,812,928.13
49)	Percent of funds disbursed to date for PS (line 43 / line 48)	0.00%
E. Compliance with Planning and Administration (P/A) Cap		
50)	Disbursed in IDIS for P/A from all fund types - Combined	\$239,438.53
51)	Adjustment to compute total disbursed for P/A	\$0.00
52)	Total disbursed for P/A (sum of lines 50 and 51)	\$239,438.53
53)	Amount subject to Combined Expenditure P/A cap	
54)	State Allocation (line 1)	\$3,609,246.00
55)	Program Income Received (line 5)	\$1,203,682.13
56)	Adjustment to compute total subject to P/A cap	\$0.00
57)	Total subject to P/A cap (sum of lines 54-56)	\$4,812,928.13
58)	Percent of funds disbursed to date for P/A (line 52 / line 57) Combined Cap	4.97%
59)	Disbursed in IDIS for P/A from Annual Grant Only	\$43,786.72
60)	Amount subject the Annual Grant P/A cap	
61)	State Allocation	\$3,609,246.00
62)	Percent of funds disbursed to date for P/A (line 59 / line 61) Annual Grant Cap	1.21%

U.S. Department of Housing and Urban Development
 Office of Community Planning and Development
 Integrated Disbursement and Information System
 State of North Dakota
 Performance and Evaluation Report
 For Grant Year 2015
 As of 06/30/2022
 Grant Number B15DC380001

Part II: Compliance with Overall Low and Moderate Income Benefit

63) Period specified for benefit: grant years 2013 - 2015

64) Final PER for compliance with the overall benefit test: [No]

	Grant Year	2013	2014	2015	Total
65) Benefit LMI persons and households (1)		3,258,118.31	4,807,520.96	3,378,630.17	11,444,269.44
66) Benefit LMI, 108 activities		0.00	0.00	0.00	0.00
67) Benefit LMI, other adjustments		0.00	0.00	0.00	0.00
68) Total, Benefit LMI (sum of lines 65-67)		3,258,118.31	4,807,520.96	3,378,630.17	11,444,269.44
69) Prevent/Eliminate Slum/Blight		0.00	0.00	0.00	0.00
70) Prevent Slum/Blight, 108 activities		0.00	0.00	0.00	0.00
71) Total, Prevent Slum/Blight (sum of lines 69 and 70)		0.00	0.00	0.00	0.00
72) Meet Urgent Community Development Needs		789,890.78	270,644.42	7,719.50	1,068,254.70
73) Meet Urgent Needs, 108 activities		0.00	0.00	0.00	0.00
74) Total, Meet Urgent Needs (sum of lines 72 and 73)		789,890.78	270,644.42	7,719.50	1,068,254.70
75) Acquisition, New Construction, Rehab/Special Areas noncountable		7,320.84	8,420.05	173.76	15,914.65
76) Total disbursements subject to overall LMI benefit (sum of lines 68, 71, 74, and 75)		4,055,329.93	5,066,585.43	3,386,523.43	12,528,438.79
77) Low and moderate income benefit (line 68 / line 76)		0.80	0.95	1.00	0.91
78) Other Disbursements		1.00	1.00	1.00	3.00
79) State Administration		205,070.44	190,897.73	189,166.23	585,134.40
80) Technical Assistance		37,516.00	36,585.00	36,092.00	110,193.00
81) Local Administration		124,895.98	111,254.92	50,272.30	286,423.20
82) Section 108 repayments		0.00	0.00	0.00	0.00

U.S. Department of Housing and Urban Development
 Office of Community Planning and Development
 Integrated Disbursement and Information System
 State of North Dakota
 Performance and Evaluation Report
 For Grant Year 2016
 As of 06/30/2022
 Grant Number B16DC380001

Part I: Financial Status

A. Sources of State CDBG Funds

1)	State Allocation	\$3,665,003.00
2)	Program Income	
3)	Program income received in IDIS	\$897,176.93
3 a)	Program income received from Section 108 Projects (for SI type)	\$0.00
4)	Adjustment to compute total program income	\$0.00
5)	Total program income (sum of lines 3 and 4)	\$897,176.93
6)	Section 108 Loan Funds	\$0.00
7)	Total State CDBG Resources (sum of lines 1,5 and 6)	\$4,562,179.93

B. State CDBG Resources by Use

8)	State Allocation	
9)	Obligated to recipients	\$3,455,053.00
10)	Adjustment to compute total obligated to recipients	\$0.00
11)	Total obligated to recipients (sum of lines 9 and 10)	\$3,455,053.00
12)	Set aside for State Administration	\$173,300.00
13)	Adjustment to compute total set aside for State Administration	\$0.00
14)	Total set aside for State Administration (sum of lines 12 and 13)	\$173,300.00
15)	Set aside for Technical Assistance	\$36,650.00
16)	Adjustment to compute total set aside for Technical Assistance	\$0.00
17)	Total set aside for Technical Assistance (sum of lines 15 and 16)	\$36,650.00
18)	State funds set aside for State Administration match	\$0.00

U.S. Department of Housing and Urban Development
 Office of Community Planning and Development
 Integrated Disbursement and Information System
 State of North Dakota
 Performance and Evaluation Report
 For Grant Year 2016
 As of 06/30/2022
 Grant Number B16DC380001

19)	Program Income	
20)	Returned to the state and redistributed	\$1,633,382.62
20 a)	Section 108 program income expended for the Section 108 repayment	
21)	Adjustment to compute total redistributed	\$0.00
22)	Total redistributed (sum of lines 20 and 21)	\$1,633,382.62
23)	Returned to the state and not yet redistributed	-\$736,205.69
23 a)	Section 108 program income not yet disbursed	\$0.00
24)	Adjustment to compute total not yet redistributed	\$0.00
25)	Total not yet redistributed (sum of lines 23 and 24)	-\$736,205.69
26)	Retained by recipients	\$0.00
27)	Adjustment to compute total retained	\$0.00
28)	Total retained (sum of lines 26 and 27)	\$0.00
C.	Expenditures of State CDBG Resources	
29)	Drawn for State Administration	\$189,757.37
30)	Adjustment to amount drawn for State Administration	\$0.00
31)	Total drawn for State Administration	\$189,757.37
32)	Drawn for Technical Assistance	\$36,650.00
33)	Adjustment to amount drawn for Technical Assistance	\$0.00
34)	Total drawn for Technical Assistance	\$36,650.00
35)	Drawn for Section 108 Repayments	\$0.00
36)	Adjustment to amount drawn for Section 108 Repayments	\$0.00
37)	Total drawn for Section 108 Repayments	\$0.00
38)	Drawn for all other activities	\$3,982,049.05
39)	Adjustment to amount drawn for all other activities	\$0.00
40)	Total drawn for all other activities	\$3,982,049.05

U.S. Department of Housing and Urban Development
 Office of Community Planning and Development
 Integrated Disbursement and Information System
 State of North Dakota
 Performance and Evaluation Report
 For Grant Year 2016
 As of 06/30/2022
 Grant Number B16DC380001

D. Compliance with Public Service (PS) Cap		
41)	Disbursed in IDIS for PS	\$0.00
42)	Adjustment to compute total disbursed for PS	\$0.00
43)	Total disbursed for PS (sum of lines 41 and 42)	\$0.00
44)	Amount subject to PS cap	
45)	State Allocation (line 1)	\$3,665,003.00
46)	Program Income Received (line 5)	\$897,176.93
47)	Adjustment to compute total subject to PS cap	\$0.00
48)	Total subject to PS cap (sum of lines 45-47)	\$4,562,179.93
49)	Percent of funds disbursed to date for PS (line 43 / line 48)	0.00%
E. Compliance with Planning and Administration (P/A) Cap		
50)	Disbursed in IDIS for P/A from all fund types - Combined	\$256,334.67
51)	Adjustment to compute total disbursed for P/A	\$0.00
52)	Total disbursed for P/A (sum of lines 50 and 51)	\$256,334.67
53)	Amount subject to Combined Expenditure P/A cap	
54)	State Allocation (line 1)	\$3,665,003.00
55)	Program Income Received (line 5)	\$897,176.93
56)	Adjustment to compute total subject to P/A cap	\$0.00
57)	Total subject to P/A cap (sum of lines 54-56)	\$4,562,179.93
58)	Percent of funds disbursed to date for P/A (line 52 / line 57) Combined Cap	5.62%
59)	Disbursed in IDIS for P/A from Annual Grant Only	\$55,505.43
60)	Amount subject the Annual Grant P/A cap	
61)	State Allocation	\$3,665,003.00
62)	Percent of funds disbursed to date for P/A (line 59 / line 61) Annual Grant Cap	1.51%

U.S. Department of Housing and Urban Development
 Office of Community Planning and Development
 Integrated Disbursement and Information System
 State of North Dakota
 Performance and Evaluation Report
 For Grant Year 2016
 As of 06/30/2022
 Grant Number B16DC380001

Part II: Compliance with Overall Low and Moderate Income Benefit

63) Period specified for benefit: grant years 2016 - 2018

64) Final PER for compliance with the overall benefit test: [No]

	Grant Year	2016	2017	2018	Total
65) Benefit LMI persons and households (1)		3,068,345.23	3,339,694.14	3,016,598.62	9,424,637.99
66) Benefit LMI, 108 activities		0.00	0.00	0.00	0.00
67) Benefit LMI, other adjustments		0.00	0.00	0.00	0.00
68) Total, Benefit LMI (sum of lines 65-67)		3,068,345.23	3,339,694.14	3,016,598.62	9,424,637.99
69) Prevent/Eliminate Slum/Blight		0.00	0.00	7,688.88	7,688.88
70) Prevent Slum/Blight, 108 activities		0.00	0.00	0.00	0.00
71) Total, Prevent Slum/Blight (sum of lines 69 and 70)		0.00	0.00	7,688.88	7,688.88
72) Meet Urgent Community Development Needs		847,126.52	547,285.37	532,869.89	1,927,281.78
73) Meet Urgent Needs, 108 activities		0.00	0.00	0.00	0.00
74) Total, Meet Urgent Needs (sum of lines 72 and 73)		847,126.52	547,285.37	532,869.89	1,927,281.78
75) Acquisition, New Construction, Rehab/Special Areas noncountable		11,486.50	0.00	16,454.05	27,940.55
76) Total disbursements subject to overall LMI benefit (sum of lines 68, 71, 74, and 75)		3,926,958.25	3,886,979.51	3,573,611.44	11,387,549.20
77) Low and moderate income benefit (line 68 / line 76)		0.78	0.86	0.84	0.83
78) Other Disbursements		1.00	1.00	1.00	3.00
79) State Administration		189,757.37	62,850.55	53,564.84	306,172.76
80) Technical Assistance		36,650.00	36,745.00	38,713.54	112,108.54
81) Local Administration		66,577.30	23,350.81	57,054.69	146,982.80
82) Section 108 repayments		0.00	0.00	0.00	0.00

U.S. Department of Housing and Urban Development
 Office of Community Planning and Development
 Integrated Disbursement and Information System
 State of North Dakota
 Performance and Evaluation Report
 For Grant Year 2017
 As of 06/30/2022
 Grant Number B17DC380001

Part I: Financial Status

A. Sources of State CDBG Funds

1)	State Allocation	\$3,674,491.00
2)	Program Income	
3)	Program income received in IDIS	\$2,183,689.70
3 a)	Program income received from Section 108 Projects (for SI type)	\$0.00
4)	Adjustment to compute total program income	\$0.00
5)	Total program income (sum of lines 3 and 4)	\$2,183,689.70
6)	Section 108 Loan Funds	\$0.00
7)	Total State CDBG Resources (sum of lines 1,5 and 6)	\$5,858,180.70

B. State CDBG Resources by Use

8)	State Allocation	
9)	Obligated to recipients	\$3,453,498.79
10)	Adjustment to compute total obligated to recipients	\$0.00
11)	Total obligated to recipients (sum of lines 9 and 10)	\$3,453,498.79
12)	Set aside for State Administration	\$173,489.73
13)	Adjustment to compute total set aside for State Administration	\$0.00
14)	Total set aside for State Administration (sum of lines 12 and 13)	\$173,489.73
15)	Set aside for Technical Assistance	\$36,745.00
16)	Adjustment to compute total set aside for Technical Assistance	\$0.00
17)	Total set aside for Technical Assistance (sum of lines 15 and 16)	\$36,745.00
18)	State funds set aside for State Administration match	\$0.00

U.S. Department of Housing and Urban Development
 Office of Community Planning and Development
 Integrated Disbursement and Information System
 State of North Dakota
 Performance and Evaluation Report
 For Grant Year 2017
 As of 06/30/2022
 Grant Number B17DC380001

19)	Program Income	
20)	Returned to the state and redistributed	\$0.00
20 a)	Section 108 program income expended for the Section 108 repayment	
21)	Adjustment to compute total redistributed	\$0.00
22)	Total redistributed (sum of lines 20 and 21)	\$0.00
23)	Returned to the state and not yet redistributed	\$2,183,689.70
23 a)	Section 108 program income not yet disbursed	\$0.00
24)	Adjustment to compute total not yet redistributed	\$0.00
25)	Total not yet redistributed (sum of lines 23 and 24)	\$2,183,689.70
26)	Retained by recipients	\$0.00
27)	Adjustment to compute total retained	\$0.00
28)	Total retained (sum of lines 26 and 27)	\$0.00
C. Expenditures of State CDBG Resources		
29)	Drawn for State Administration	\$62,850.55
30)	Adjustment to amount drawn for State Administration	\$0.00
31)	Total drawn for State Administration	\$62,850.55
32)	Drawn for Technical Assistance	\$36,745.00
33)	Adjustment to amount drawn for Technical Assistance	\$0.00
34)	Total drawn for Technical Assistance	\$36,745.00
35)	Drawn for Section 108 Repayments	\$0.00
36)	Adjustment to amount drawn for Section 108 Repayments	\$0.00
37)	Total drawn for Section 108 Repayments	\$0.00
38)	Drawn for all other activities	\$3,910,330.32
39)	Adjustment to amount drawn for all other activities	\$0.00
40)	Total drawn for all other activities	\$3,910,330.32

U.S. Department of Housing and Urban Development
 Office of Community Planning and Development
 Integrated Disbursement and Information System
 State of North Dakota
 Performance and Evaluation Report
 For Grant Year 2017
 As of 06/30/2022
 Grant Number B17DC380001

D. Compliance with Public Service (PS) Cap		
41)	Disbursed in IDIS for PS	\$290,971.70
42)	Adjustment to compute total disbursed for PS	\$0.00
43)	Total disbursed for PS (sum of lines 41 and 42)	\$290,971.70
44)	Amount subject to PS cap	
45)	State Allocation (line 1)	\$3,674,491.00
46)	Program Income Received (line 5)	\$2,183,689.70
47)	Adjustment to compute total subject to PS cap	\$0.00
48)	Total subject to PS cap (sum of lines 45-47)	\$5,858,180.70
49)	Percent of funds disbursed to date for PS (line 43 / line 48)	4.97%
E. Compliance with Planning and Administration (P/A) Cap		
50)	Disbursed in IDIS for P/A from all fund types - Combined	\$86,201.36
51)	Adjustment to compute total disbursed for P/A	\$0.00
52)	Total disbursed for P/A (sum of lines 50 and 51)	\$86,201.36
53)	Amount subject to Combined Expenditure P/A cap	
54)	State Allocation (line 1)	\$3,674,491.00
55)	Program Income Received (line 5)	\$2,183,689.70
56)	Adjustment to compute total subject to P/A cap	\$0.00
57)	Total subject to P/A cap (sum of lines 54-56)	\$5,858,180.70
58)	Percent of funds disbursed to date for P/A (line 52 / line 57) Combined Cap	1.47%
59)	Disbursed in IDIS for P/A from Annual Grant Only	\$13,971.38
60)	Amount subject the Annual Grant P/A cap	
61)	State Allocation	\$3,674,491.00
62)	Percent of funds disbursed to date for P/A (line 59 / line 61) Annual Grant Cap	0.38%

U.S. Department of Housing and Urban Development
 Office of Community Planning and Development
 Integrated Disbursement and Information System
 State of North Dakota
 Performance and Evaluation Report
 For Grant Year 2017
 As of 06/30/2022
 Grant Number B17DC380001

Part II: Compliance with Overall Low and Moderate Income Benefit

63) Period specified for benefit: grant years 2016 - 2018

64) Final PER for compliance with the overall benefit test: [Yes]

	Grant Year	2016	2017	2018	Total
65) Benefit LMI persons and households (1)		3,068,345.23	3,339,694.14	3,016,598.62	9,424,637.99
66) Benefit LMI, 108 activities		0.00	0.00	0.00	0.00
67) Benefit LMI, other adjustments		0.00	0.00	0.00	0.00
68) Total, Benefit LMI (sum of lines 65-67)		3,068,345.23	3,339,694.14	3,016,598.62	9,424,637.99
69) Prevent/Eliminate Slum/Blight		0.00	0.00	7,688.88	7,688.88
70) Prevent Slum/Blight, 108 activities		0.00	0.00	0.00	0.00
71) Total, Prevent Slum/Blight (sum of lines 69 and 70)		0.00	0.00	7,688.88	7,688.88
72) Meet Urgent Community Development Needs		847,126.52	547,285.37	532,869.89	1,927,281.78
73) Meet Urgent Needs, 108 activities		0.00	0.00	0.00	0.00
74) Total, Meet Urgent Needs (sum of lines 72 and 73)		847,126.52	547,285.37	532,869.89	1,927,281.78
75) Acquisition, New Construction, Rehab/Special Areas noncountable		11,486.50	0.00	16,454.05	27,940.55
76) Total disbursements subject to overall LMI benefit (sum of lines 68, 71, 74, and 75)		3,926,958.25	3,886,979.51	3,573,611.44	11,387,549.20
77) Low and moderate income benefit (line 68 / line 76)		0.78	0.86	0.84	0.83
78) Other Disbursements		1.00	1.00	1.00	3.00
79) State Administration		189,757.37	62,850.55	53,564.84	306,172.76
80) Technical Assistance		36,650.00	36,745.00	38,713.54	112,108.54
81) Local Administration		66,577.30	23,350.81	57,054.69	146,982.80
82) Section 108 repayments		0.00	0.00	0.00	0.00

U.S. Department of Housing and Urban Development
 Office of Community Planning and Development
 Integrated Disbursement and Information System
 State of North Dakota
 Performance and Evaluation Report
 For Grant Year 2018
 As of 06/30/2022
 Grant Number B18DC380001

Part I: Financial Status

A. Sources of State CDBG Funds

1)	State Allocation	\$3,961,967.00
2)	Program Income	
3)	Program income received in IDIS	\$568,562.14
3 a)	Program income received from Section 108 Projects (for SI type)	\$0.00
4)	Adjustment to compute total program income	\$0.00
5)	Total program income (sum of lines 3 and 4)	\$568,562.14
6)	Section 108 Loan Funds	\$0.00
7)	Total State CDBG Resources (sum of lines 1,5 and 6)	\$4,530,529.14

B. State CDBG Resources by Use

8)	State Allocation	
9)	Obligated to recipients	\$3,591,311.41
10)	Adjustment to compute total obligated to recipients	\$0.00
11)	Total obligated to recipients (sum of lines 9 and 10)	\$3,591,311.41
12)	Set aside for State Administration	\$179,239.00
13)	Adjustment to compute total set aside for State Administration	\$0.00
14)	Total set aside for State Administration (sum of lines 12 and 13)	\$179,239.00
15)	Set aside for Technical Assistance	\$39,619.00
16)	Adjustment to compute total set aside for Technical Assistance	\$0.00
17)	Total set aside for Technical Assistance (sum of lines 15 and 16)	\$39,619.00
18)	State funds set aside for State Administration match	\$0.00

U.S. Department of Housing and Urban Development
 Office of Community Planning and Development
 Integrated Disbursement and Information System
 State of North Dakota
 Performance and Evaluation Report
 For Grant Year 2018
 As of 06/30/2022
 Grant Number B18DC380001

19)	Program Income	
20)	Returned to the state and redistributed	\$0.00
20 a)	Section 108 program income expended for the Section 108 repayment	
21)	Adjustment to compute total redistributed	\$0.00
22)	Total redistributed (sum of lines 20 and 21)	\$0.00
23)	Returned to the state and not yet redistributed	\$568,562.14
23 a)	Section 108 program income not yet disbursed	\$0.00
24)	Adjustment to compute total not yet redistributed	\$0.00
25)	Total not yet redistributed (sum of lines 23 and 24)	\$568,562.14
26)	Retained by recipients	\$0.00
27)	Adjustment to compute total retained	\$0.00
28)	Total retained (sum of lines 26 and 27)	\$0.00
C.	Expenditures of State CDBG Resources	
29)	Drawn for State Administration	\$53,564.84
30)	Adjustment to amount drawn for State Administration	\$0.00
31)	Total drawn for State Administration	\$53,564.84
32)	Drawn for Technical Assistance	\$38,713.54
33)	Adjustment to amount drawn for Technical Assistance	\$0.00
34)	Total drawn for Technical Assistance	\$38,713.54
		-\$905.46
35)	Drawn for Section 108 Repayments	\$0.00
36)	Adjustment to amount drawn for Section 108 Repayments	\$0.00
37)	Total drawn for Section 108 Repayments	\$0.00
38)	Drawn for all other activities	\$3,614,212.08
39)	Adjustment to amount drawn for all other activities	\$0.00
40)	Total drawn for all other activities	\$3,614,212.08

U.S. Department of Housing and Urban Development
 Office of Community Planning and Development
 Integrated Disbursement and Information System
 State of North Dakota
 Performance and Evaluation Report
 For Grant Year 2018
 As of 06/30/2022
 Grant Number B18DC380001

D. Compliance with Public Service (PS) Cap		
41)	Disbursed in IDIS for PS	\$31,169.46
42)	Adjustment to compute total disbursed for PS	\$0.00
43)	Total disbursed for PS (sum of lines 41 and 42)	\$31,169.46
44)	Amount subject to PS cap	
45)	State Allocation (line 1)	\$3,961,967.00
46)	Program Income Received (line 5)	\$568,562.14
47)	Adjustment to compute total subject to PS cap	\$0.00
48)	Total subject to PS cap (sum of lines 45-47)	\$4,530,529.14
49)	Percent of funds disbursed to date for PS (line 43 / line 48)	0.69%
E. Compliance with Planning and Administration (P/A) Cap		
50)	Disbursed in IDIS for P/A from all fund types - Combined	\$110,619.53
51)	Adjustment to compute total disbursed for P/A	\$0.00
52)	Total disbursed for P/A (sum of lines 50 and 51)	\$110,619.53
53)	Amount subject to Combined Expenditure P/A cap	
54)	State Allocation (line 1)	\$3,961,967.00
55)	Program Income Received (line 5)	\$568,562.14
56)	Adjustment to compute total subject to P/A cap	\$0.00
57)	Total subject to P/A cap (sum of lines 54-56)	\$4,530,529.14
58)	Percent of funds disbursed to date for P/A (line 52 / line 57) Combined Cap	2.44%
59)	Disbursed in IDIS for P/A from Annual Grant Only	\$37,518.41
60)	Amount subject the Annual Grant P/A cap	
61)	State Allocation	\$3,961,967.00
62)	Percent of funds disbursed to date for P/A (line 59 / line 61) Annual Grant Cap	0.95%

U.S. Department of Housing and Urban Development
 Office of Community Planning and Development
 Integrated Disbursement and Information System
 State of North Dakota
 Performance and Evaluation Report
 For Grant Year 2018
 As of 06/30/2022
 Grant Number B18DC380001

Part II: Compliance with Overall Low and Moderate Income Benefit

63) Period specified for benefit: grant years 2016 - 2018

64) Final PER for compliance with the overall benefit test: [Yes]

	Grant Year	2016	2017	2018	Total
65) Benefit LMI persons and households (1)		3,068,345.23	3,339,694.14	3,016,598.62	9,424,637.99
66) Benefit LMI, 108 activities		0.00	0.00	0.00	0.00
67) Benefit LMI, other adjustments		0.00	0.00	0.00	0.00
68) Total, Benefit LMI (sum of lines 65-67)		3,068,345.23	3,339,694.14	3,016,598.62	9,424,637.99
69) Prevent/Eliminate Slum/Blight		0.00	0.00	7,688.88	7,688.88
70) Prevent Slum/Blight, 108 activities		0.00	0.00	0.00	0.00
71) Total, Prevent Slum/Blight (sum of lines 69 and 70)		0.00	0.00	7,688.88	7,688.88
72) Meet Urgent Community Development Needs		847,126.52	547,285.37	532,869.89	1,927,281.78
73) Meet Urgent Needs, 108 activities		0.00	0.00	0.00	0.00
74) Total, Meet Urgent Needs (sum of lines 72 and 73)		847,126.52	547,285.37	532,869.89	1,927,281.78
75) Acquisition, New Construction, Rehab/Special Areas noncountable		11,486.50	0.00	16,454.05	27,940.55
76) Total disbursements subject to overall LMI benefit (sum of lines 68, 71, 74, and 75)		3,926,958.25	3,886,979.51	3,573,611.44	11,387,549.20
77) Low and moderate income benefit (line 68 / line 76)		0.78	0.86	0.84	0.83
78) Other Disbursements		1.00	1.00	1.00	3.00
79) State Administration		189,757.37	62,850.55	53,564.84	306,172.76
80) Technical Assistance		36,650.00	36,745.00	38,713.54	112,108.54
81) Local Administration		66,577.30	23,350.81	57,054.69	146,982.80
82) Section 108 repayments		0.00	0.00	0.00	0.00

U.S. Department of Housing and Urban Development
 Office of Community Planning and Development
 Integrated Disbursement and Information System
 State of North Dakota
 Performance and Evaluation Report
 For Grant Year 2019
 As of 06/30/2022
 Grant Number B19DC380001

Part I: Financial Status

A. Sources of State CDBG Funds

1)	State Allocation	\$3,955,356.00
2)	Program Income	
3)	Program income received in IDIS	\$411,020.63
3 a)	Program income received from Section 108 Projects (for SI type)	\$0.00
4)	Adjustment to compute total program income	\$0.00
5)	Total program income (sum of lines 3 and 4)	\$411,020.63
6)	Section 108 Loan Funds	\$0.00
7)	Total State CDBG Resources (sum of lines 1,5 and 6)	\$4,366,376.63

B. State CDBG Resources by Use

8)	State Allocation	
9)	Obligated to recipients	\$3,734,410.91
10)	Adjustment to compute total obligated to recipients	\$0.00
11)	Total obligated to recipients (sum of lines 9 and 10)	\$3,734,410.91
12)	Set aside for State Administration	\$179,107.00
13)	Adjustment to compute total set aside for State Administration	\$0.00
14)	Total set aside for State Administration (sum of lines 12 and 13)	\$179,107.00
15)	Set aside for Technical Assistance	\$39,554.00
16)	Adjustment to compute total set aside for Technical Assistance	\$0.00
17)	Total set aside for Technical Assistance (sum of lines 15 and 16)	\$39,554.00
18)	State funds set aside for State Administration match	\$0.00

U.S. Department of Housing and Urban Development
 Office of Community Planning and Development
 Integrated Disbursement and Information System
 State of North Dakota
 Performance and Evaluation Report
 For Grant Year 2019
 As of 06/30/2022
 Grant Number B19DC380001

19)	Program Income	
20)	Returned to the state and redistributed	\$0.00
20 a)	Section 108 program income expended for the Section 108 repayment	
21)	Adjustment to compute total redistributed	\$0.00
22)	Total redistributed (sum of lines 20 and 21)	\$0.00
23)	Returned to the state and not yet redistributed	\$412,673.76
23 a)	Section 108 program income not yet disbursed	\$0.00
24)	Adjustment to compute total not yet redistributed	\$0.00
25)	Total not yet redistributed (sum of lines 23 and 24)	\$412,673.76
26)	Retained by recipients	\$0.00
27)	Adjustment to compute total retained	\$0.00
28)	Total retained (sum of lines 26 and 27)	\$0.00
C.	Expenditures of State CDBG Resources	
29)	Drawn for State Administration	\$60,428.70
30)	Adjustment to amount drawn for State Administration	\$0.00
31)	Total drawn for State Administration	\$60,428.70
32)	Drawn for Technical Assistance	\$0.00
33)	Adjustment to amount drawn for Technical Assistance	\$0.00
34)	Total drawn for Technical Assistance	\$0.00
		-\$39,554.00
35)	Drawn for Section 108 Repayments	\$0.00
36)	Adjustment to amount drawn for Section 108 Repayments	\$0.00
37)	Total drawn for Section 108 Repayments	\$0.00
38)	Drawn for all other activities	\$4,281,978.58
39)	Adjustment to amount drawn for all other activities	\$0.00
40)	Total drawn for all other activities	\$4,281,978.58

U.S. Department of Housing and Urban Development
 Office of Community Planning and Development
 Integrated Disbursement and Information System
 State of North Dakota
 Performance and Evaluation Report
 For Grant Year 2019
 As of 06/30/2022
 Grant Number B19DC380001

D. Compliance with Public Service (PS) Cap		
41)	Disbursed in IDIS for PS	\$21,843.00
42)	Adjustment to compute total disbursed for PS	\$0.00
43)	Total disbursed for PS (sum of lines 41 and 42)	\$21,843.00
44)	Amount subject to PS cap	
45)	State Allocation (line 1)	\$3,955,356.00
46)	Program Income Received (line 5)	\$411,020.63
47)	Adjustment to compute total subject to PS cap	\$0.00
48)	Total subject to PS cap (sum of lines 45-47)	\$4,366,376.63
49)	Percent of funds disbursed to date for PS (line 43 / line 48)	0.50%
E. Compliance with Planning and Administration (P/A) Cap		
50)	Disbursed in IDIS for P/A from all fund types - Combined	\$102,904.67
51)	Adjustment to compute total disbursed for P/A	\$0.00
52)	Total disbursed for P/A (sum of lines 50 and 51)	\$102,904.67
53)	Amount subject to Combined Expenditure P/A cap	
54)	State Allocation (line 1)	\$3,955,356.00
55)	Program Income Received (line 5)	\$411,020.63
56)	Adjustment to compute total subject to P/A cap	\$0.00
57)	Total subject to P/A cap (sum of lines 54-56)	\$4,366,376.63
58)	Percent of funds disbursed to date for P/A (line 52 / line 57) Combined Cap	2.36%
59)	Disbursed in IDIS for P/A from Annual Grant Only	\$31,424.98
60)	Amount subject the Annual Grant P/A cap	
61)	State Allocation	\$3,955,356.00
62)	Percent of funds disbursed to date for P/A (line 59 / line 61) Annual Grant Cap	0.79%

U.S. Department of Housing and Urban Development
 Office of Community Planning and Development
 Integrated Disbursement and Information System
 State of North Dakota
 Performance and Evaluation Report
 For Grant Year 2019
 As of 06/30/2022
 Grant Number B19DC380001

Part II: Compliance with Overall Low and Moderate Income Benefit

63) Period specified for benefit: grant years 2019 - 2021

64) Final PER for compliance with the overall benefit test: [No]

	Grant Year	2019	2020	2021	Total
65) Benefit LMI persons and households (1)		3,297,125.70	1,767,576.44	0.00	5,064,702.14
66) Benefit LMI, 108 activities		0.00	0.00	0.00	0.00
67) Benefit LMI, other adjustments		0.00	0.00	0.00	0.00
68) Total, Benefit LMI (sum of lines 65-67)		3,297,125.70	1,767,576.44	0.00	5,064,702.14
69) Prevent/Eliminate Slum/Blight		156,956.23	142,756.65	55,396.20	355,109.08
70) Prevent Slum/Blight, 108 activities		0.00	0.00	0.00	0.00
71) Total, Prevent Slum/Blight (sum of lines 69 and 70)		156,956.23	142,756.65	55,396.20	355,109.08
72) Meet Urgent Community Development Needs		785,420.68	300,000.00	0.00	1,085,420.68
73) Meet Urgent Needs, 108 activities		0.00	0.00	0.00	0.00
74) Total, Meet Urgent Needs (sum of lines 72 and 73)		785,420.68	300,000.00	0.00	1,085,420.68
75) Acquisition, New Construction, Rehab/Special Areas noncountable		0.00	0.00	0.00	0.00
76) Total disbursements subject to overall LMI benefit (sum of lines 68, 71, 74, and 75)		4,239,502.61	2,210,333.09	55,396.20	6,505,231.90
77) Low and moderate income benefit (line 68 / line 76)		0.78	0.80	0.00	0.78
78) Other Disbursements		1.00	1.00	1.00	3.00
79) State Administration		60,428.70	53,924.64	25,209.25	139,562.59
80) Technical Assistance		0.00	0.00	0.00	0.00
81) Local Administration		42,475.97	39,962.99	8,115.37	90,554.33
82) Section 108 repayments		0.00	0.00	0.00	0.00

U.S. Department of Housing and Urban Development
 Office of Community Planning and Development
 Integrated Disbursement and Information System
 State of North Dakota
 Performance and Evaluation Report
 For Grant Year 2020
 As of 06/30/2022
 Grant Number B20DC380001

Part I: Financial Status

A. Sources of State CDBG Funds

1)	State Allocation	\$3,992,569.00
2)	Program Income	
3)	Program income received in IDIS	\$698,283.89
3 a)	Program income received from Section 108 Projects (for SI type)	\$0.00
4)	Adjustment to compute total program income	\$0.00
5)	Total program income (sum of lines 3 and 4)	\$698,283.89
6)	Section 108 Loan Funds	\$0.00
7)	Total State CDBG Resources (sum of lines 1,5 and 6)	\$4,690,852.89

B. State CDBG Resources by Use

8)	State Allocation	
9)	Obligated to recipients	\$1,216,948.93
10)	Adjustment to compute total obligated to recipients	\$0.00
11)	Total obligated to recipients (sum of lines 9 and 10)	\$1,216,948.93
12)	Set aside for State Administration	\$179,835.00
13)	Adjustment to compute total set aside for State Administration	\$0.00
14)	Total set aside for State Administration (sum of lines 12 and 13)	\$179,835.00
15)	Set aside for Technical Assistance	\$39,917.00
16)	Adjustment to compute total set aside for Technical Assistance	\$0.00
17)	Total set aside for Technical Assistance (sum of lines 15 and 16)	\$39,917.00
18)	State funds set aside for State Administration match	\$0.00

U.S. Department of Housing and Urban Development
 Office of Community Planning and Development
 Integrated Disbursement and Information System
 State of North Dakota
 Performance and Evaluation Report
 For Grant Year 2020
 As of 06/30/2022
 Grant Number B20DC380001

19)	Program Income	
20)	Returned to the state and redistributed	\$1,742,562.35
20 a)	Section 108 program income expended for the Section 108 repayment	
21)	Adjustment to compute total redistributed	\$0.00
22)	Total redistributed (sum of lines 20 and 21)	\$1,742,562.35
23)	Returned to the state and not yet redistributed	-\$1,044,278.46
23 a)	Section 108 program income not yet disbursed	\$0.00
24)	Adjustment to compute total not yet redistributed	\$0.00
25)	Total not yet redistributed (sum of lines 23 and 24)	-\$1,044,278.46
26)	Retained by recipients	\$0.00
27)	Adjustment to compute total retained	\$0.00
28)	Total retained (sum of lines 26 and 27)	\$0.00
C. Expenditures of State CDBG Resources		
29)	Drawn for State Administration	\$53,924.64
30)	Adjustment to amount drawn for State Administration	\$0.00
31)	Total drawn for State Administration	\$53,924.64
32)	Drawn for Technical Assistance	\$0.00
33)	Adjustment to amount drawn for Technical Assistance	\$0.00
34)	Total drawn for Technical Assistance	\$0.00
		-\$39,917.00
35)	Drawn for Section 108 Repayments	\$0.00
36)	Adjustment to amount drawn for Section 108 Repayments	\$0.00
37)	Total drawn for Section 108 Repayments	\$0.00
38)	Drawn for all other activities	\$2,250,296.08
39)	Adjustment to amount drawn for all other activities	\$0.00
40)	Total drawn for all other activities	\$2,250,296.08

U.S. Department of Housing and Urban Development
 Office of Community Planning and Development
 Integrated Disbursement and Information System
 State of North Dakota
 Performance and Evaluation Report
 For Grant Year 2020
 As of 06/30/2022
 Grant Number B20DC380001

D. Compliance with Public Service (PS) Cap		
41)	Disbursed in IDIS for PS	\$0.00
42)	Adjustment to compute total disbursed for PS	\$0.00
43)	Total disbursed for PS (sum of lines 41 and 42)	\$0.00
44)	Amount subject to PS cap	
45)	State Allocation (line 1)	\$3,992,569.00
46)	Program Income Received (line 5)	\$698,283.89
47)	Adjustment to compute total subject to PS cap	\$0.00
48)	Total subject to PS cap (sum of lines 45-47)	\$4,690,852.89
49)	Percent of funds disbursed to date for PS (line 43 / line 48)	0.00%
E. Compliance with Planning and Administration (P/A) Cap		
50)	Disbursed in IDIS for P/A from all fund types - Combined	\$93,887.63
51)	Adjustment to compute total disbursed for P/A	\$0.00
52)	Total disbursed for P/A (sum of lines 50 and 51)	\$93,887.63
53)	Amount subject to Combined Expenditure P/A cap	
54)	State Allocation (line 1)	\$3,992,569.00
55)	Program Income Received (line 5)	\$698,283.89
56)	Adjustment to compute total subject to P/A cap	\$0.00
57)	Total subject to P/A cap (sum of lines 54-56)	\$4,690,852.89
58)	Percent of funds disbursed to date for P/A (line 52 / line 57) Combined Cap	2.00%
59)	Disbursed in IDIS for P/A from Annual Grant Only	\$8,501.18
60)	Amount subject the Annual Grant P/A cap	
61)	State Allocation	\$3,992,569.00
62)	Percent of funds disbursed to date for P/A (line 59 / line 61) Annual Grant Cap	0.21%

U.S. Department of Housing and Urban Development
 Office of Community Planning and Development
 Integrated Disbursement and Information System
 State of North Dakota
 Performance and Evaluation Report
 For Grant Year 2020
 As of 06/30/2022
 Grant Number B20DC380001

Part II: Compliance with Overall Low and Moderate Income Benefit

63) Period specified for benefit: grant years 2019 - 2021

64) Final PER for compliance with the overall benefit test: [No]

	Grant Year	2019	2020	2021	Total
65) Benefit LMI persons and households (1)		3,297,125.70	1,767,576.44	0.00	5,064,702.14
66) Benefit LMI, 108 activities		0.00	0.00	0.00	0.00
67) Benefit LMI, other adjustments		0.00	0.00	0.00	0.00
68) Total, Benefit LMI (sum of lines 65-67)		3,297,125.70	1,767,576.44	0.00	5,064,702.14
69) Prevent/Eliminate Slum/Blight		156,956.23	142,756.65	55,396.20	355,109.08
70) Prevent Slum/Blight, 108 activities		0.00	0.00	0.00	0.00
71) Total, Prevent Slum/Blight (sum of lines 69 and 70)		156,956.23	142,756.65	55,396.20	355,109.08
72) Meet Urgent Community Development Needs		785,420.68	300,000.00	0.00	1,085,420.68
73) Meet Urgent Needs, 108 activities		0.00	0.00	0.00	0.00
74) Total, Meet Urgent Needs (sum of lines 72 and 73)		785,420.68	300,000.00	0.00	1,085,420.68
75) Acquisition, New Construction, Rehab/Special Areas noncountable		0.00	0.00	0.00	0.00
76) Total disbursements subject to overall LMI benefit (sum of lines 68, 71, 74, and 75)		4,239,502.61	2,210,333.09	55,396.20	6,505,231.90
77) Low and moderate income benefit (line 68 / line 76)		0.78	0.80	0.00	0.78
78) Other Disbursements		1.00	1.00	1.00	3.00
79) State Administration		60,428.70	53,924.64	25,209.25	139,562.59
80) Technical Assistance		0.00	0.00	0.00	0.00
81) Local Administration		42,475.97	39,962.99	8,115.37	90,554.33
82) Section 108 repayments		0.00	0.00	0.00	0.00

U.S. Department of Housing and Urban Development
 Office of Community Planning and Development
 Integrated Disbursement and Information System
 State of North Dakota
 Performance and Evaluation Report
 For Grant Year 2021
 As of 06/30/2022
 Grant Number B21DC380001

Part I: Financial Status

A. Sources of State CDBG Funds

1)	State Allocation	\$4,023,769.00
2)	Program Income	
3)	Program income received in IDIS	\$537,353.14
3 a)	Program income received from Section 108 Projects (for SI type)	\$0.00
4)	Adjustment to compute total program income	\$0.00
5)	Total program income (sum of lines 3 and 4)	\$537,353.14
6)	Section 108 Loan Funds	\$0.00
7)	Total State CDBG Resources (sum of lines 1,5 and 6)	\$4,561,122.14

B. State CDBG Resources by Use

8)	State Allocation	
9)	Obligated to recipients	
10)	Adjustment to compute total obligated to recipients	\$0.00
11)	Total obligated to recipients (sum of lines 9 and 10)	\$0.00
12)	Set aside for State Administration	\$180,475.00
13)	Adjustment to compute total set aside for State Administration	\$0.00
14)	Total set aside for State Administration (sum of lines 12 and 13)	\$180,475.00
15)	Set aside for Technical Assistance	\$40,238.00
16)	Adjustment to compute total set aside for Technical Assistance	\$0.00
17)	Total set aside for Technical Assistance (sum of lines 15 and 16)	\$40,238.00
18)	State funds set aside for State Administration match	\$0.00

U.S. Department of Housing and Urban Development
 Office of Community Planning and Development
 Integrated Disbursement and Information System
 State of North Dakota
 Performance and Evaluation Report
 For Grant Year 2021
 As of 06/30/2022
 Grant Number B21DC380001

19)	Program Income	
20)	Returned to the state and redistributed	\$0.00
20 a)	Section 108 program income expended for the Section 108 repayment	
21)	Adjustment to compute total redistributed	\$0.00
22)	Total redistributed (sum of lines 20 and 21)	\$0.00
23)	Returned to the state and not yet redistributed	\$537,353.14
23 a)	Section 108 program income not yet disbursed	\$0.00
24)	Adjustment to compute total not yet redistributed	\$0.00
25)	Total not yet redistributed (sum of lines 23 and 24)	\$537,353.14
26)	Retained by recipients	\$0.00
27)	Adjustment to compute total retained	\$0.00
28)	Total retained (sum of lines 26 and 27)	\$0.00
C.	Expenditures of State CDBG Resources	
29)	Drawn for State Administration	\$25,209.25
30)	Adjustment to amount drawn for State Administration	\$0.00
31)	Total drawn for State Administration	\$25,209.25
32)	Drawn for Technical Assistance	\$0.00
33)	Adjustment to amount drawn for Technical Assistance	\$0.00
34)	Total drawn for Technical Assistance	\$0.00
		-\$40,238.00
35)	Drawn for Section 108 Repayments	\$0.00
36)	Adjustment to amount drawn for Section 108 Repayments	\$0.00
37)	Total drawn for Section 108 Repayments	\$0.00
38)	Drawn for all other activities	\$63,511.57
39)	Adjustment to amount drawn for all other activities	\$0.00
40)	Total drawn for all other activities	\$63,511.57

U.S. Department of Housing and Urban Development
 Office of Community Planning and Development
 Integrated Disbursement and Information System
 State of North Dakota
 Performance and Evaluation Report
 For Grant Year 2021
 As of 06/30/2022
 Grant Number B21DC380001

D. Compliance with Public Service (PS) Cap		
41)	Disbursed in IDIS for PS	\$0.00
42)	Adjustment to compute total disbursed for PS	\$0.00
43)	Total disbursed for PS (sum of lines 41 and 42)	\$0.00
44)	Amount subject to PS cap	
45)	State Allocation (line 1)	\$4,023,769.00
46)	Program Income Received (line 5)	\$537,353.14
47)	Adjustment to compute total subject to PS cap	\$0.00
48)	Total subject to PS cap (sum of lines 45-47)	\$4,561,122.14
49)	Percent of funds disbursed to date for PS (line 43 / line 48)	0.00%
E. Compliance with Planning and Administration (P/A) Cap		
50)	Disbursed in IDIS for P/A from all fund types - Combined	\$33,324.62
51)	Adjustment to compute total disbursed for P/A	\$0.00
52)	Total disbursed for P/A (sum of lines 50 and 51)	\$33,324.62
53)	Amount subject to Combined Expenditure P/A cap	
54)	State Allocation (line 1)	\$4,023,769.00
55)	Program Income Received (line 5)	\$537,353.14
56)	Adjustment to compute total subject to P/A cap	\$0.00
57)	Total subject to P/A cap (sum of lines 54-56)	\$4,561,122.14
58)	Percent of funds disbursed to date for P/A (line 52 / line 57) Combined Cap	0.73%
59)	Disbursed in IDIS for P/A from Annual Grant Only	\$0.00
60)	Amount subject the Annual Grant P/A cap	
61)	State Allocation	\$4,023,769.00
62)	Percent of funds disbursed to date for P/A (line 59 / line 61) Annual Grant Cap	0.00%

U.S. Department of Housing and Urban Development
 Office of Community Planning and Development
 Integrated Disbursement and Information System
 State of North Dakota
 Performance and Evaluation Report
 For Grant Year 2021
 As of 06/30/2022
 Grant Number B21DC380001

Part II: Compliance with Overall Low and Moderate Income Benefit

63) Period specified for benefit: grant years 2019 - 2021

64) Final PER for compliance with the overall benefit test: [No]

	Grant Year	2019	2020	2021	Total
65) Benefit LMI persons and households (1)		3,297,125.70	1,767,576.44	0.00	5,064,702.14
66) Benefit LMI, 108 activities		0.00	0.00	0.00	0.00
67) Benefit LMI, other adjustments		0.00	0.00	0.00	0.00
68) Total, Benefit LMI (sum of lines 65-67)		3,297,125.70	1,767,576.44	0.00	5,064,702.14
69) Prevent/Eliminate Slum/Blight		156,956.23	142,756.65	55,396.20	355,109.08
70) Prevent Slum/Blight, 108 activities		0.00	0.00	0.00	0.00
71) Total, Prevent Slum/Blight (sum of lines 69 and 70)		156,956.23	142,756.65	55,396.20	355,109.08
72) Meet Urgent Community Development Needs		785,420.68	300,000.00	0.00	1,085,420.68
73) Meet Urgent Needs, 108 activities		0.00	0.00	0.00	0.00
74) Total, Meet Urgent Needs (sum of lines 72 and 73)		785,420.68	300,000.00	0.00	1,085,420.68
75) Acquisition, New Construction, Rehab/Special Areas noncountable		0.00	0.00	0.00	0.00
76) Total disbursements subject to overall LMI benefit (sum of lines 68, 71, 74, and 75)		4,239,502.61	2,210,333.09	55,396.20	6,505,231.90
77) Low and moderate income benefit (line 68 / line 76)		0.78	0.80	0.00	0.78
78) Other Disbursements		1.00	1.00	1.00	3.00
79) State Administration		60,428.70	53,924.64	25,209.25	139,562.59
80) Technical Assistance		0.00	0.00	0.00	0.00
81) Local Administration		42,475.97	39,962.99	8,115.37	90,554.33
82) Section 108 repayments		0.00	0.00	0.00	0.00

PK39 - AirState Subgrants by Selected Grant
 Date Generated: 06/25/2021
 Grant#: NORTH SASKA
 State FISC: 2021

Federal and Competitive Grants only

State	Grant Name	Grant Year	Grant Number	Admin Grant	NAEP Code	Total Grant Amount for (FY05-2021) Grant year = \$4,623,369.86				Amount Funded From Selected Grant	Amount Cleared From Selected Grant	% of CBSE Status From Selected Grant Grant	Total CBSE/Possible Amount (All Years All Sources)	Total CBSE Cleared Amount (All Years All Sources)
						National Division	ESSE	Special Investments - amount for, and interest in/Construction	Other					
NS	ROSEY CARES	2021	NS-21-00000	Administration and Planning	212	38900		Yes	From	4,623,369.86	420,800.00	9.1%	4,623,369.86	420,800.00
Total Administrative and Planning										4,623,369.86	420,800.00	9.1%	4,623,369.86	420,800.00
Total 2021 - CBSE										4,623,369.86	420,800.00	9.1%	4,623,369.86	420,800.00
Total 2021										4,623,369.86	420,800.00	9.1%	4,623,369.86	420,800.00
Grand Total										4,623,369.86	420,800.00	9.1%	4,623,369.86	420,800.00

Itemized Transaction Register
From Jul 1, 2021 to Jun 30, 2022

Account	Class	Dept	Fund	Project	Activity	Date	Journal / Voucher ID	Header Descr / Invoice	Line Descr / Vendor	Amount
511005	60110	6100	001	BOE01115		7/31/21	PAY2191319	2021-07-31	Payroll	7,588.34
511005	60110	6100	001	BOE01115		8/31/21	PAY2198488	2021-08-31	Payroll	8,123.91
511005	60110	6100	001	BOE01116		11/30/21	PAY2218516	2021-11-30	Payroll	13,925.13
511005	60110	6100	001	BOE01116		12/31/21	PAY2224057	2021-12-31	Payroll	11,464.99
511005	60110	6100	001	BOE01116		1/31/22	PAY2231091	2022-01-31	Payroll	7,784.05
511005	60110	6100	001	BOE01117		5/31/22	PAY2257648	2022-05-31	Payroll	5,461.97
511005	60110	6100	001	BOE01117		6/30/22	PAY2264745	2022-06-30	Payroll	4,290.17
Total Account 511005										58,638.56
513005	60110	6100	001	BOE01115		7/31/21	PAY2191319	2021-07-31	Payroll	649.95
513005	60110	6100	001	BOE01115		8/31/21	PAY2198488	2021-08-31	Payroll	424.98
Total Account 513005										1,074.93
516015	60110	6100	001	BOE01115		7/31/21	PAY2191319	2021-07-31	Payroll	2.39
516015	60110	6100	001	BOE01115		8/31/21	PAY2198488	2021-08-31	Payroll	2.48
516015	60110	6100	001	BOE01116		11/30/21	PAY2218516	2021-11-30	Payroll	4.52
516015	60110	6100	001	BOE01116		12/31/21	PAY2224057	2021-12-31	Payroll	3.67
516015	60110	6100	001	BOE01116		1/31/22	PAY2231091	2022-01-31	Payroll	2.48
516015	60110	6100	001	BOE01117		5/31/22	PAY2257648	2022-05-31	Payroll	1.67
516015	60110	6100	001	BOE01117		6/30/22	PAY2264745	2022-06-30	Payroll	1.38
Total Account 516015										18.55
516055	60110	6100	001	BOE01115		7/31/21	PAY2191319	2021-07-31	Payroll	1,504.70
516055	60110	6100	001	BOE01115		8/31/21	PAY2198488	2021-08-31	Payroll	1,622.87
516055	60110	6100	001	BOE01116		11/30/21	PAY2218516	2021-11-30	Payroll	2,961.54
516055	60110	6100	001	BOE01116		12/31/21	PAY2224057	2021-12-31	Payroll	2,523.76
516055	60110	6100	001	BOE01116		1/31/22	PAY2231091	2022-01-31	Payroll	1,902.40
516055	60110	6100	001	BOE01117		5/31/22	PAY2257648	2022-05-31	Payroll	1,368.33
516055	60110	6100	001	BOE01117		6/30/22	PAY2264745	2022-06-30	Payroll	1,093.52
Total Account 516055										12,967.12
516075	60110	6100	001	BOE01115		7/31/21	PAY2191319	2021-07-31	Payroll	0.44
516075	60110	6100	001	BOE01115		8/31/21	PAY2198488	2021-08-31	Payroll	0.46
516075	60110	6100	001	BOE01116		11/30/21	PAY2218516	2021-11-30	Payroll	0.82
516075	60110	6100	001	BOE01116		12/31/21	PAY2224057	2021-12-31	Payroll	0.66

Total General Funds expended for match = \$126,188.40

Itemized Transaction Register
From Jul 1, 2021 to Jun 30, 2022

Account	Class	Dept	Fund	Project	Activity	Date	Journal / Voucher ID	Header Descr / Invoice	Line Descr / Vendor	Amount
516075	60110	6100	001	BOE01116		1/31/22	PAY2231091	2022-01-31	Payroll	0.44
516075	60110	6100	001	BOE01117		5/31/22	PAY2257648	2022-05-31	Payroll	0.31
516075	60110	6100	001	BOE01117		6/30/22	PAY2264745	2022-06-30	Payroll	0.28
Total Account 516075										3.39
516165	60110	6100	001	BOE01115		7/31/21	PAY2191319	2021-07-31	Payroll	2.77
516165	60110	6100	001	BOE01115		8/31/21	PAY2198488	2021-08-31	Payroll	3.46
516165	60110	6100	001	BOE01116		11/30/21	PAY2218516	2021-11-30	Payroll	17.37
516165	60110	6100	001	BOE01116		12/31/21	PAY2224057	2021-12-31	Payroll	18.85
516165	60110	6100	001	BOE01116		1/31/22	PAY2231091	2022-01-31	Payroll	10.17
516165	60110	6100	001	BOE01117		5/31/22	PAY2257648	2022-05-31	Payroll	6.95
516165	60110	6100	001	BOE01117		6/30/22	PAY2264745	2022-06-30	Payroll	2.50
Total Account 516165										62.07
516170	60110	6100	001	BOE01115		7/31/21	PAY2191319	2021-07-31	Payroll	627.49
516170	60110	6100	001	BOE01115		8/31/21	PAY2198488	2021-08-31	Payroll	650.57
516170	60110	6100	001	BOE01116		11/30/21	PAY2218516	2021-11-30	Payroll	1,048.27
516170	60110	6100	001	BOE01116		12/31/21	PAY2224057	2021-12-31	Payroll	859.26
516170	60110	6100	001	BOE01116		1/31/22	PAY2231091	2022-01-31	Payroll	586.57
516170	60110	6100	001	BOE01117		5/31/22	PAY2257648	2022-05-31	Payroll	410.93
516170	60110	6100	001	BOE01117		6/30/22	PAY2264745	2022-06-30	Payroll	325.73
Total Account 516170										4,508.82
516175	60110	6100	001	BOE01115		7/31/21	PAY2191319	2021-07-31	Payroll	930.34
516175	60110	6100	001	BOE01115		8/31/21	PAY2198488	2021-08-31	Payroll	966.01
516175	60110	6100	001	BOE01116		11/30/21	PAY2218516	2021-11-30	Payroll	1,707.21
516175	60110	6100	001	BOE01116		12/31/21	PAY2224057	2021-12-31	Payroll	1,406.62
516175	60110	6100	001	BOE01116		1/31/22	PAY2231091	2022-01-31	Payroll	954.33
516175	60110	6100	001	BOE01117		5/31/22	PAY2257648	2022-05-31	Payroll	668.65
516175	60110	6100	001	BOE01117		6/30/22	PAY2264745	2022-06-30	Payroll	525.98
Total Account 516175										7,189.14
516205	60110	6100	001	BOE01116		12/31/21	PAY2224057	2021-12-31	Payroll	109.68
516205	60110	6100	001	BOE01116		1/31/22	PAY2231091	2022-01-31	Payroll	21.28
Total Account 516205										130.96

Itemized Transaction Register
From Jul 1, 2021 to Jun 30, 2022

Account	Class	Dept	Fund	Project	Activity	Date	Journal / Voucher ID	Header Descr / Invoice	Line Descr / Vendor	Amount
521015	60130	6100	001	BOE01116	01	12/7/21	00046694	TRAVEL	Effertz Hanson, Maria K	95.04
Total Account 521015										95.04
521020	60130	6100	001	BOE01116	01	11/10/21	00046598	TRAVEL - EFFERTZ HANSON	Effertz Hanson, Maria K	8.75
521020	60130	6100	001	BOE01116	01	12/7/21	00046694	TRAVEL	Effertz Hanson, Maria K	35.00
Total Account 521020										43.75
521030	60130	6100	001	BOE01116	01	11/10/21	00046598	TRAVEL - EFFERTZ HANSON	Effertz Hanson, Maria K	28.00
521030	60130	6100	001	BOE01116	01	12/7/21	00046694	TRAVEL	Effertz Hanson, Maria K	224.00
Total Account 521030										252.00
521035	60130	6100	001	BOE01116	01	12/7/21	00046694	TRAVEL	Effertz Hanson, Maria K	35.00
Total Account 521035										35.00
521045	60130	6100	001	BOE01115	01	8/5/21	00046123	(80100-0002190332)	DEPT OF TRANSPORTATION,ND	100.32
Total Account 521045										100.32
521070	60130	6100	001	BOE01117	01	6/30/22	00047730	JUN22_PCD_000000000000057	AMERICAN 0012437166965	637.20
521070	60130	6100	001	BOE01117	01	6/30/22	00047730	JUN22_PCD_000000000000057	AMERICAN 0012437166966	637.20
Total Account 521070										1,274.40
536015	60130	6100	001	BOE01117	01	6/29/22	00047589	MAY22_PCD_000000000000057	INNOVATIVE OFFICE SOLU	165.40
Total Account 536015										165.40
541015	60130	6100	001	BOE01116	01	1/19/22	00046900	(80100-000226242)	COMMERCE,ND DEPT OF	15.57
541015	60130	6100	001	BOE01116	01	5/11/22	00047392	(80100-0002251384)	COMMERCE,ND DEPT OF	2.65
541015	60130	6100	001	BOE01117	01	6/30/22	00047656	(80100-0002266698)	COMMERCE,ND DEPT OF	5.24
Total Account 541015										23.46
601005	60130	6100	001	BOE01115	01	7/31/21	00000444	DP072021.601.2	INFORMATION TECHNOLOGY DEPARTMENT	227.75
601005	60130	6100	001	BOE01115	01	9/1/21	00000446	DP082021.601.2	INFORMATION TECHNOLOGY DEPARTMENT	129.25
601005	60130	6100	001	BOE01116	01	10/1/21	00000448	DP092021.601.2	INFORMATION TECHNOLOGY DEPARTMENT	129.25
601005	60130	6100	001	BOE01116	01	10/31/21	00000450	DP102021.601.2	INFORMATION TECHNOLOGY DEPARTMENT	129.25
601005	60130	6100	001	BOE01116	01	11/30/21	00000452	DP112021.601.2	INFORMATION TECHNOLOGY DEPARTMENT	98.50
601005	60130	6100	001	BOE01116	01	1/1/22	00000454	DP122021.601.2	INFORMATION TECHNOLOGY DEPARTMENT	98.50
601005	60130	6100	001	BOE01116	01	2/1/22	00000456	DP012022.601.2	INFORMATION TECHNOLOGY DEPARTMENT	98.50
601005	60130	6100	001	BOE01116	01	2/28/22	00000459	DP022022.601.2	INFORMATION TECHNOLOGY DEPARTMENT	98.50
601005	60130	6100	001	BOE01116	01	4/1/22	00000461	DP032022.601.2	INFORMATION TECHNOLOGY DEPARTMENT	98.50
601005	60130	6100	001	BOE01116	01	5/1/22	00000463	DP042022.601.2	INFORMATION TECHNOLOGY DEPARTMENT	98.50

Itemized Transaction Register
From Jul 1, 2021 to Jun 30, 2022

Account	Class	Dept	Fund	Project	Activity	Date	Journal / Voucher ID	Header Descr / Invoice	Line Descr / Vendor	Amount
601005	60130	6100	001	BOE01117	01	5/31/22	00000465	DP052022.601.2	INFORMATION TECHNOLOGY DEPARTMENT	197.00
601005	60130	6100	001	BOE01117	01	6/30/22	00000467	DP062022.601.2	INFORMATION TECHNOLOGY DEPARTMENT	197.00
Total Account 601005										1,600.50
602065	60130	6100	001	BOE01115	01	7/31/21	00000445	TC072021.601.2	INFORMATION TECHNOLOGY DEPARTMENT	40.32
602065	60130	6100	001	BOE01115	01	9/1/21	00000447	TC082021.601.2	INFORMATION TECHNOLOGY DEPARTMENT	38.53
602065	60130	6100	001	BOE01116	01	10/1/21	00000449	TC092021.601.2	INFORMATION TECHNOLOGY DEPARTMENT	50.00
602065	60130	6100	001	BOE01116	01	10/31/21	00000451	TC102021.601.2	INFORMATION TECHNOLOGY DEPARTMENT	51.49
602065	60130	6100	001	BOE01116	01	11/30/21	00000453	TC112021.601.2	INFORMATION TECHNOLOGY DEPARTMENT	40.08
602065	60130	6100	001	BOE01116	01	1/1/22	00000455	TC122021.601.2	INFORMATION TECHNOLOGY DEPARTMENT	44.16
602065	60130	6100	001	BOE01116	01	2/1/22	00000457	TC012022.601.2	INFORMATION TECHNOLOGY DEPARTMENT	43.89
602065	60130	6100	001	BOE01116	01	2/28/22	00000460	TC022022.601.2	INFORMATION TECHNOLOGY DEPARTMENT	45.64
602065	60130	6100	001	BOE01116	01	4/1/22	00000462	TC032022.601.2	INFORMATION TECHNOLOGY DEPARTMENT	43.48
602065	60130	6100	001	BOE01116	01	5/1/22	00000464	TC042022.601.2	INFORMATION TECHNOLOGY DEPARTMENT	43.48
602065	60130	6100	001	BOE01117	01	5/31/22	00000466	TC052022.601.2	INFORMATION TECHNOLOGY DEPARTMENT	71.12
602065	60130	6100	001	BOE01117	01	5/31/22	00047508	TC052022.601.0	INFORMATION TECHNOLOGY DEPARTMENT	24.00
602065	60130	6100	001	BOE01117	01	6/30/22	00000468	TC052022.601.2	INFORMATION TECHNOLOGY DEPARTMENT	70.73
602065	60130	6100	001	BOE01117	01	6/30/22	00047631	TC052022.601.0	INFORMATION TECHNOLOGY DEPARTMENT	24.00
Total Account 602065										630.92
611005	60130	6100	001	BOE01117	01	6/30/22	00047739	JUN22_PCD_000000000000057	WPY*COSGDA	968.00
Total Account 611005										968.00
621020	60130	6100	001	BOE01116	01	9/22/21	00046327	CAPER PUBLIC NOTICE	HOUSING FINANCE AGENCY,ND	145.51
621020	60130	6100	001	BOE01116	01	10/28/21	00046516	SEP21_PCD_000000000000057	BISMARCK TRIBUNE CLASS	66.00
621020	60130	6100	001	BOE01116	01	10/28/21	00046516	SEP21_PCD_000000000000057	DEVILS LAKE	36.40
621020	60130	6100	001	BOE01116	01	10/28/21	00046516	SEP21_PCD_000000000000057	MINOT DAILY NEWS	45.82
621020	60130	6100	001	BOE01116	01	10/28/21	00046516	SEP21_PCD_000000000000057	THE FORUM	207.27
621020	60130	6100	001	BOE01116	01	10/28/21	00046516	SEP21_PCD_000000000000057	WAMPETON DAILY NEWS	64.80
621020	60130	6100	001	BOE01116	01	10/28/21	00046516	SEP21_PCD_000000000000057	WILLISTON HERALD	54.90
621020	60130	6100	001	BOE01116	01	11/29/21	00046653	OCT21_PCD_000000000000057	MINOT DAILY NEWS	49.77
621020	60130	6100	001	BOE01116	01	12/29/21	00046795	NOV21_PCD_000000000000057	WILLISTON HERALD	40.50
621020	60130	6100	001	BOE01117	01	5/27/22	00047461	APR22_PCD_000000000000057	MINOT DAILY NEWS	65.57
621020	60130	6100	001	BOE01117	01	5/27/22	00047461	APR22_PCD_000000000000057	NDHLDGS NEWS-ADV	81.84

Itemized Transaction Register
From Jul 1, 2021 to Jun 30, 2022

Account	Class	Dept	Fund	Project	Activity	Date	Journal / Voucher ID	Header Descr / Invoice	Line Descr / Vendor	Amount
621020	60130	6100	001	BOE01117	01	5/27/22	00047461	APR22_PCD_00000000000057	THE FORUM	288.00
Total Account 621020										1,146.38
621190	60130	6100	001	BOE01115	01	7/31/21	CA00000001	2021-07-31		4,640.63
621190	60130	6100	001	BOE01115	01	8/31/21	CA00000001	2021-08-31		4,815.59
621190	60130	6100	001	BOE01116	01	11/30/21	CA00000001	2021-11-30		7,844.03
621190	60130	6100	001	BOE01116	01	12/31/21	CA00000001	2021-12-31		6,458.23
621190	60130	6100	001	BOE01116	01	1/31/22	CA00000001	2022-01-31		4,384.76
621190	60130	6100	001	BOE01117	01	5/31/22	CA00000001	2022-05-31		3,076.73
621190	60130	6100	001	BOE01117	01	6/30/22	CA00000001	2022-06-30		2,416.65
Total Account 621190										33,636.62
621325	60130	6100	001	BOE01116	01	1/28/22	00046935	DEC21_PCD_00000000000057	DAKOTA STAFFING SCLUTI	299.30
621325	60130	6100	001	BOE01116	01	2/25/22	00047036	JAN22_PCD_00000000000056	DAKOTA STAFFING SCLUTI	202.75
621325	60130	6100	001	BOE01116	01	2/25/22	00047036	JAN22_PCD_00000000000056	DAKOTA STAFFING SCLUTI	444.13
621325	60130	6100	001	BOE01116	01	2/25/22	00047036	JAN22_PCD_00000000000056	DAKOTA STAFFING SCLUTI	492.41
621325	60130	6100	001	BOE01116	01	3/30/22	00047170	FEB22_PCD_00000000000056	DAKOTA STAFFING SCLUTI	154.48
Total Account 621325										1,593.07

ESG Attachments

8/29/22, 1:51 PM

Sage: Reports: HUD ESG CAPER



HUD ESG CAPER

Grant: **ESG: North Dakota Nonentitlement - ND - Report** Type: **CAPER**

Report Date Range

7/1/2021 to 6/30/2022

Contact Information

First Name Tonya
 Middle Name
 Last Name Forderer
 Suffix
 Title Program Manager
 Street Address 1 1600 E. Century Ave
 Street Address 2 Suite 6
 City Bismarck
 State North Dakota
 ZIP Code 58503
 E-mail Address toforderer@nd.gov
 Phone Number (701)328-2676
 Extension
 Fax Number

Project types carried out during the program year

Components	Projects	Total Persons Reported	Total Households Reported
Emergency Shelter	22	3091	2419
Day Shelter	0	0	0
Transitional Housing	3	62	57
Total Emergency Shelter Component	25	3153	2476
Total Street Outreach	2	29	28
Total PH - Rapid Re-Housing	9	119	70
Total Homelessness Prevention	9	292	156

Grant Information

Emergency Shelter Rehab/Conversion

Did you create additional shelter beds/units through an ESG-funded rehab project	No
Did you create additional shelter beds/units through an ESG-funded conversion project	Yes
⇒ Number of beds	20
⇒ Number of units	0

Data Participation Information

Are there any funded projects, except HMIS or Admin, which are <u>not listed on the Project Links and Uploads form</u> ? This includes projects in the HMIS and from VSP	No
How many of the VSP projects have a HUD approved plan and are using a template rather than a comparable database report uploaded?	0

https://www.sagehmis.info/secure/reports/filterpages/galactic.aspx?reportID=118&client_ID=78963&157.4340=122668&iid=122668&autoexecute=true... 1/4

Project Outcomes

Project outcomes are required for all CAPERS where the program year start date is 1-1-2021 or later. This form replaces the narrative in CR-70 of the eCon Planning Suite.

From the Action Plan that covered ESG for this reporting period copy and paste or retype the information in Question 5 on screen AF 90: "Describe performance standards for waiting ESG."

- Outreach - 25% or less will return to homelessness
- Shelters - 25% or less will return to homelessness
- TH - 10% or less will return to homelessness
- TH - 90% or more of all participants will exit to permanent housing destinations
- TH - 25% or more of adult participants will increase income from employment or other sources
- RRH - 10% or less will return to homelessness
- RRH - 80% or more of all participants will exit to permanent housing destinations
- RRH - 25% or more of adult participants will increase income from employment or other sources
- PSH - 5% or less will return to homelessness
- PSH - 90% of all participants will remain stable in PSH or exit to other permanent housing destinations
- PSH - 25% or more of adult participants will increase income from employment or other sources

Based on the information from the Action Plan response previously provided to HUD:

1. Briefly describe how you met the performance standards identified in A-90 this program year. If they are not measurable as written type in N/A as the answer.

n/a

2. Briefly describe what you did not meet and why. If they are not measurable as written type in N/A as the answer.

n/a

OR

3. If your standards were not written as measurable, provide a sample of what you will change them to in the future? If they were measurable and you answered above type in N/A as the answer.

For the current year's submission, we did not have the measurable information listed within our Financial Awards and therefore did not have the reporting requirements to our sub-recipients. In partnership with the HMIS Lead, we will have a report that allows for the reporting specific to the ESG sub-recipients who have received funds for components in Street Outreach, Emergency Shelter, and Rapid Rehousing with the ability to report on the measurements of returns to homelessness, housing retention, and job and income growth as stated in the Annual Action Plan.

Financial Information

ESG Information from IDIS

As of 8/12/2022

FY	Grant Number	Current Authorized Amount	Funds Committed By Recipient	Funds Drawn	Balance Remaining	Obligation Date	Expenditure
2021	E21DC380001	\$480,969.00	\$480,969.00	\$138,471.52	\$342,497.48	7/30/2021	7/30/2023
2020	E20DC380001	\$485,414.00	\$485,414.00	\$474,217.98	\$11,196.02	9/1/2020	9/1/2022
2019	E19DC380001	\$465,045.00	\$465,045.00	\$465,045.00	\$0	8/13/2019	8/13/2021
2018	E18DC380001	\$446,900.00	\$446,900.00	\$446,900.00	\$0	7/20/2018	7/20/2020
2017	E17DC380001	\$657,162.00	\$657,162.00	\$657,162.00	\$0	9/22/2017	9/22/2019
2016	E16DC380001	\$442,064.00	\$442,064.00	\$442,064.00	\$0	7/14/2016	7/14/2018
2015	E15DC380001	\$445,841.00	\$445,841.00	\$445,841.00	\$0	6/24/2015	6/24/2017
Total		\$4,198,817.00	\$4,198,817.00	\$3,845,123.50	\$353,693.50		

Expenditures

	2021 Yes	2020 Yes	2019 No	2018 No	2017 No
Homelessness Prevention	FY2021 Annual ESG Funds for		FY2020 Annual ESG Funds for		
	Non-COVID	Non-COVID	COVID		
Rental Assistance	102,000.01	1,500.00			
Relocation and Stabilization Services - Financial Assistance	4,100.00	100.00			
Relocation and Stabilization Services - Services	16,299.99	400.00			
Hazard Pay (unique activity)					
Landlord Incentives (unique activity)					
Volunteer Incentives (unique activity)					
Training (unique activity)					
Homeless Prevention Expenses	122,300.00	2,000.00	0.00		
	FY2021 Annual ESG Funds for		FY2020 Annual ESG Funds for		
Rapid Re-Housing	Non-COVID	Non-COVID	COVID		
Rental Assistance	32,500.00	1,000.00			
Relocation and Stabilization Services - Financial Assistance	6,640.00	300.00			
Relocation and Stabilization Services - Services	26,560.00	1,200.00			
Hazard Pay (unique activity)					
Landlord Incentives (unique activity)					
Volunteer Incentives (unique activity)					
Training (unique activity)					
RRI Expenses	65,700.00	2,500.00	0.00		
	FY2021 Annual ESG Funds for		FY2020 Annual ESG Funds for		
Emergency Shelter	Non-COVID	Non-COVID	COVID		
Essential Services	65,721.23	14,540.00			
Operations	157,342.70	17,436.07			
Renovation					
Major Rehab					
Conversion					
Hazard Pay (unique activity)					
Volunteer Incentives (unique activity)					
Training (unique activity)					
Emergency Shelter Expenses	223,063.93	31,976.07	0.00		
	FY2021 Annual ESG Funds for		FY2020 Annual ESG Funds for		
Temporary Emergency Shelter	Non-COVID	Non-COVID	COVID		
Essential Services					
Operations					
Leasing existing real property or temporary structures					
Acquisition					

Renovation

Hazard Pay (unique activity)

Volunteer Incentives (unique activity)

Training (unique activity)

Other Shelter Costs

Temporary Emergency Shelter Expenses

0.00

	FY2021 Annual ESG Funds for	FY2020 Annual ESG Funds for	
	Non-COVID	Non-COVID	COVID

Street Outreach

Essential Services

5,442.44

Hazard Pay (unique activity)

Volunteer Incentives (unique activity)

Training (unique activity)

Handwashing Stations/Portable Bathrooms (unique activity)

Street Outreach Expenses

5,442.44

0.00

0.00

	FY2021 Annual ESG Funds for	FY2020 Annual ESG Funds for	
	Non-COVID	Non-COVID	COVID

Other ESG Expenditures

Cell Phones - for persons in CoC/YHDP funded projects (unique activity)

Coordinated Entry COVID Enhancements (unique activity)

Training (unique activity)

Vaccine Incentives (unique activity)

HMS

28,140.00

Administration

36,072.63

Other Expenses

64,262.63

0.00

0.00

	FY2021 Annual ESG Funds for	FY2020 Annual ESG Funds for	
	Non-COVID	Non-COVID	COVID

Total Expenditures

480,569.00

35,476.07

0.00

Match

156,626.12

Total ESG expenditures plus match

637,295.12

35,476.07

Total expenditures plus match for all years

.....
.....
.....
.....
.....
.....
.....

.....
.....
.....

.....

Vertical lines forming a header section.

Vertical lines forming a header section.

Vertical lines forming a header section.

Vertical lines forming a header section.

Vertical lines forming a header section.

Vertical lines forming a header section.

Vertical lines forming a grid pattern, with a small rectangular box on the right side.

Vertical lines forming a grid pattern, with a small rectangular box on the right side.

Vertical lines forming a grid pattern.

Vertical lines forming a grid pattern.

Four horizontal lines arranged in two pairs, with a gap between the pairs.

Vertical lines forming a grid pattern, with a small rectangular box on the right side.

A single horizontal line.



Vertical lines forming a grid pattern, with a small rectangular box at the end of the second row.

Vertical lines forming a grid pattern, with a small rectangular box at the end of the second row.

Vertical lines forming a grid pattern, with a small rectangular box at the end of the second row.

Vertical lines forming a grid pattern, with a small rectangular box at the end of the second row.

Vertical lines forming a grid pattern, with a small rectangular box at the end of the second row.

Vertical lines forming a grid pattern, with a small rectangular box at the end of the second row.

1. The first row contains three groups of vertical lines. The first group has two lines, the second has two lines, and the third has two lines.

2. The second row contains three groups of vertical lines. The first group has two lines, the second has two lines, and the third has two lines.

3. The third row contains three groups of vertical lines. The first group has two lines, the second has two lines, and the third has two lines.

4. The fourth row contains three groups of vertical lines. The first group has two lines, the second has two lines, and the third has two lines.

5. The fifth row contains three groups of vertical lines. The first group has two lines, the second has two lines, and the third has two lines.



Vertical lines and a small rectangular box.

Vertical lines and a small rectangular box.

A series of vertical lines.

A series of vertical lines.

Horizontal lines.

A series of vertical lines.

A series of vertical lines.



||







Two rows of horizontal dashed lines, likely representing redacted data or a placeholder for a table.

A grid of vertical dashed lines, likely representing redacted data or a placeholder for a table.



The image shows a faint grid structure. The top portion consists of two rows of horizontal lines, with five lines in each row. Below this, there is a larger grid of vertical lines, with approximately 12 columns and 10 rows. The lines are very light and the grid is mostly empty.







ESG Program Level Summary

Grant Number	Total Grant Amount	Total Funds Committed	Total Funds Available	% of Grant Funds Not Committed	Funds Drawn	% of Grant Funds Drawn	Funds Available to Draw	% Remaining to Draw
E21DC0001	\$488,969.00	\$488,969.00	\$0.00	0.00%	\$162,967.14	33.32%	\$326,001.86	66.68%

ESG Program Components

Activity Type	Total Committed to Activities	% of Grant Committed	Drawn Amount	% of Grant Drawn
Street Outreach	\$5,442.44	1.12%	\$5,097.45	1.08%
Shelter	\$228,498.00	46.94%	\$87,154.74	13.98%
Homeless Prevention	\$123,245.00	25.22%	\$43,762.55	9.10%
Rapid Re-Housing	\$67,350.00	13.78%	\$4,042.70	0.84%
Data Collection (HMS)	\$28,790.00	5.89%	\$6,629.07	1.38%
Administration	\$38,372.63	7.85%	\$36,072.63	7.56%
Funds Not Committed	\$0.00	0.00%	\$0.00	0.00%
Funds Remaining to Draw	\$0.00	0.00%	\$319,301.86	65.18%
Total	\$488,969.00	100.00%	\$488,969.00	100.00%



24-Month Grant Expenditure Deadline

All of the recipient's grant must be expended for eligible activity costs within 24 months after the date HUD signs the grant agreement with the recipient. Expenditure means either an actual cash disbursement for a direct charge for a good or service or an indirect cost or the accrual of a direct charge for a good or service or an indirect cost. This report uses draws in IDIS to measure expenditures. HUD allocated Fiscal Year 2011 ESG funds in two allocations. For FY2011, the Obligation Date is the date of the first allocation. This report does not list the Obligation Date, does not calculate the Expenditure Deadline, and does not track the Days Remaining for the FY 2011 second allocation.

Grant Amount: **\$488,969.00**

Grant Number	Draws to Date	Date	Deadline	Meet Requirement	Required
E21DC0001	\$162,967.14	07/28/2021	07/28/2023	336	\$319,301.86

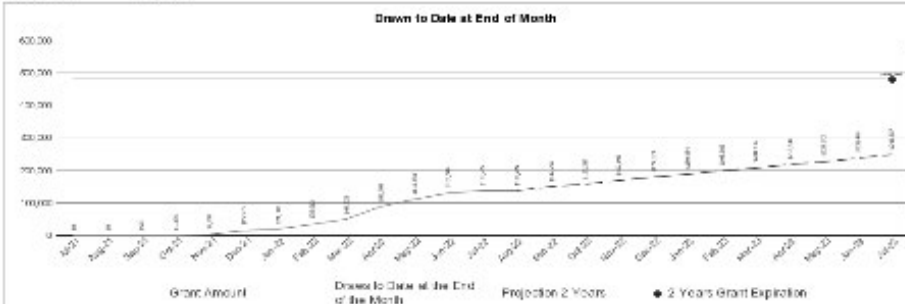
60% Cap on Emergency Shelter and Street Outreach

The cap refers to the total amount of the recipient's fiscal year grant, allowed for emergency shelter and street outreach activities, is capped at 60 percent. This amount cannot exceed the greater of: (1) 60% of the overall grant for the year; or (2) the amount of Fiscal Year 2013 ESG funds committed for homeless assistance activities. (Note: the HESG-CV grants are currently exempt from the 60% funding cap restrictions.)

Shelter	Outreach	Shelter and Street Outreach	Street Outreach	Homeless Assistance	Street Outreach	Street Outreach
\$220,498.00	\$8,442.44	\$228,940.44	46.97%	\$200,647.36	\$72,249.19	15.02%

ESG Draws By Month (at the total grant level):

Grant Amount: **\$488,969.00**



ESG Draws By Quarter (at the total grant level):

Quarter End Date	Quarter	the End of the	Quarter	at End of Quarter
09/30/2021	\$02,900	\$02,900	0.12%	6.12%
12/31/2021	\$16,012.17	\$18,988.07	3.12%	3.84%
03/31/2022	\$33,643.96	\$49,329.16	6.98%	10.23%
06/30/2022	\$62,725.71	\$131,948.86	17.26%	27.43%
09/30/2022	\$0,000.00	\$130,471.52	1.38%	28.79%

ESG Subrecipient Commitments and Draws by Activity Category :

Subrecipient	Activity Type	Committed	Drawn
NORTH DAKOTA	Administration	\$36,072.83	\$36,072.83
	Total	\$36,072.83	\$36,072.83
	Total Remaining to be Drawn	\$0.00	\$0.00
	Percentage Remaining to be Drawn	\$0.00	0.00%
RED RIVER COMMUNITY ACTION (GRAND FORKS, CAN)	Shelter	\$10,000.00	\$0.00
	Homeless Prevention	\$21,000.00	\$0.00
	Rapid Re-Housing	\$14,000.00	\$0.00
	Total	\$45,000.00	\$0.00
	Total Remaining to be Drawn	\$0.00	\$45,000.00
ABUSED ADULT RESOURCE CENTER	Percentage Remaining to be Drawn	\$0.00	100.00%
	Homeless Prevention	\$745.00	\$0.00
	Rapid Re-Housing	\$1,800.00	\$0.00
	Total	\$2,505.00	\$0.00
	Total Remaining to be Drawn	\$0.00	\$2,505.00
COMMUNITY VIOLENCE INTERVENTION	Percentage Remaining to be Drawn	\$0.00	100.00%
	Shelter	\$10,500.00	\$10,736.71
	Total	\$10,500.00	\$10,736.71
	Total Remaining to be Drawn	\$0.00	\$0.00
	Percentage Remaining to be Drawn	\$0.00	100.00%
DOMESTIC VIOLENCE & ABUS CENTER	Shelter	\$5,000.00	\$0.00
	Total	\$5,000.00	\$0.00
	Total Remaining to be Drawn	\$0.00	\$5,000.00
	Percentage Remaining to be Drawn	\$0.00	100.00%
DOMESTIC VIOLENCE CRISIS CENTER, INC	Shelter	\$11,000.00	\$6,841.79
	Total	\$11,000.00	\$6,841.79
	Total Remaining to be Drawn	\$0.00	\$4,158.21
	Percentage Remaining to be Drawn	\$0.00	43.52%
FAMILY CRISIS SHELTER, INC	Shelter	\$11,000.00	\$0.00
	Total	\$11,000.00	\$0.00
	Total Remaining to be Drawn	\$0.00	\$11,000.00
	Percentage Remaining to be Drawn	\$0.00	100.00%
GLADYS RAY SHELTER - CITY OF FARGO	Shelter	\$14,500.00	\$3,872.89
	Total	\$14,500.00	\$3,872.89
	Total Remaining to be Drawn	\$0.00	\$10,627.11
	Percentage Remaining to be Drawn	\$0.00	74.87%
NEW LIFE CENTER	Shelter	\$15,800.00	\$15,800.00
	Data Collection (HMIS)	\$3,000.00	\$3,000.00
	Total	\$18,800.00	\$18,800.00
	Total Remaining to be Drawn	\$0.00	\$0.00
	Percentage Remaining to be Drawn	\$0.00	0.00%
WELCOME HOUSE	Shelter	\$5,000.00	\$0.00
	Data Collection (HMIS)	\$1,000.00	\$0.00
	Total	\$6,000.00	\$0.00
	Total Remaining to be Drawn	\$0.00	\$6,000.00
	Percentage Remaining to be Drawn	\$0.00	100.00%
WOMENS ACTION AND RESOURCE CENTER	Shelter	\$13,500.00	\$0.00
	Total	\$13,500.00	\$0.00
	Total Remaining to be Drawn	\$0.00	\$13,500.00
	Percentage Remaining to be Drawn	\$0.00	100.00%
YOUTHWORKS	Shelter	\$15,984.95	\$837.93
	Total	\$15,984.95	\$837.93
	Total Remaining to be Drawn	\$0.00	\$15,147.02
	Percentage Remaining to be Drawn	\$0.00	58.83%
DOMESTIC VIOLENCE & RAPE CRISIS CENTER, INC	Shelter	\$10,000.00	\$0.00
	Data Collection (HMIS)	\$500.00	\$0.00
	Total	\$10,500.00	\$0.00
	Total Remaining to be Drawn	\$0.00	\$10,500.00
	Percentage Remaining to be Drawn	\$0.00	100.00%
SAFE ALTERNATIVES FOR ABUSED FAMILIES	Shelter	\$15,000.00	\$0.00
	Total	\$15,000.00	\$0.00
	Total Remaining to be Drawn	\$0.00	\$15,000.00
	Percentage Remaining to be Drawn	\$0.00	100.00%
SHELTER FOR HOMELESS, INC	Street Outreach	\$442.44	\$97.43
	Homeless Prevention	\$12,000.00	\$6,825.83
	Rapid Re-Housing	\$0,000.00	\$4,342.73
	Data Collection (HMIS)	\$1,000.00	\$0.00
	Total	\$12,442.44	\$11,766.00
YWCA MINOT	Total Remaining to be Drawn	\$0.00	\$8,676.38
	Percentage Remaining to be Drawn	\$0.00	44.84%
	Street Outreach	\$5,000.00	\$5,000.00
	Shelter	\$21,900.00	\$21,900.00
	Data Collection (HMIS)	\$1,280.00	\$880.00
SALVATION ARMY - BISMARCK	Total	\$27,180.00	\$27,380.00
	Total Remaining to be Drawn	\$0.00	\$710.00
	Percentage Remaining to be Drawn	\$0.00	2.59%
	Homeless Prevention	\$15,000.00	\$0.00
	Rapid Re-Housing	\$14,200.00	\$0.00
SALVATION ARMY - JAMESTOWN	Data Collection (HMIS)	\$400.00	\$0.00
	Total	\$29,600.00	\$0.00
	Total Remaining to be Drawn	\$0.00	\$29,600.00
	Percentage Remaining to be Drawn	\$0.00	100.00%
SALVATION ARMY - JAMESTOWN	Homeless Prevention	\$3,900.00	\$0.00
	Rapid Re-Housing	\$1,900.00	\$0.00
	Total	\$5,800.00	\$0.00
	Total Remaining to be Drawn	\$0.00	\$5,800.00
	Percentage Remaining to be Drawn	\$0.00	100.00%

	Total Remaining to be Drawn	\$0.00	\$5,900.00
	Percentage Remaining to be Drawn	\$0.00	100.00%
SALVATION ARMY - GRAND FORKS	Homeless Prevention	\$10,000.00	\$0.00
	Rapid Re-Housing	\$10,000.00	\$0.00
	Total	\$20,000.00	\$0.00
	Total Remaining to be Drawn	\$0.00	\$20,000.00
	Percentage Remaining to be Drawn	\$0.00	100.00%
Aid, Inc.	Homeless Prevention	\$25,000.00	\$11,494.00
	Total	\$25,000.00	\$11,494.00
	Total Remaining to be Drawn	\$0.00	\$13,506.00
	Percentage Remaining to be Drawn	\$0.00	64.52%
Mixed Area Men's Winter Refuge	Shelter	\$14,500.00	\$2,296.09
	Data Collection (HRIS)	\$1,000.00	\$0.00
	Total	\$15,500.00	\$2,296.09
	Total Remaining to be Drawn	\$0.00	\$13,203.91
	Percentage Remaining to be Drawn	\$0.00	85.19%
Presentation Partners in Housing	Homeless Prevention	\$27,000.00	\$19,524.65
	Rapid Re-Housing	\$10,000.00	\$0.00
	Data Collection (HRIS)	\$1,500.00	\$1,500.00
	Total	\$38,500.00	\$21,024.65
	Total Remaining to be Drawn	\$0.00	\$17,475.35
Missouri Slope Areawide United Way	Shelter	\$23,500.00	\$0.00
	Rapid Re-Housing	\$0,000.00	\$0.00
	Data Collection (HRIS)	\$2,500.00	\$0.00
	Total	\$26,000.00	\$0.00
	Total Remaining to be Drawn	\$0.00	\$26,000.00
United Way of Grand Forks, East Grand Forks and Area	Shelter	\$0,000.00	\$5,904.39
	Homeless Prevention	\$0,000.00	\$8,130.57
	Rapid Re-Housing	\$2,000.00	\$0.00
	Data Collection (HRIS)	\$1,000.00	\$130.66
	Total	\$3,000.00	\$14,165.62
Institute for Community Alliance	Total Remaining to be Drawn	\$0.00	\$7,794.69
	Percentage Remaining to be Drawn	\$0.00	38.81%
	Data Collection (HRIS)	\$15,000.00	\$1,330.11
	Total	\$15,000.00	\$1,330.11
	Total Remaining to be Drawn	\$0.00	\$13,669.89
Turtle Mountain Mikasaak Ode Shelter	Percentage Remaining to be Drawn	\$0.00	91.07%
	Shelter	\$10,000.00	\$0.00
	Total	\$10,000.00	\$0.00
	Total Remaining to be Drawn	\$0.00	\$10,000.00
	Percentage Remaining to be Drawn	\$0.00	100.00%

ESG Subrecipients by Activity Category

Activity Type	Subrecipient
Street Outreach	SHELTER FOR HOMELESS, INC
	YWCA MINOT
	RED RIVER COMMUNITY ACTION (GRAND FORKS CAA)
	COMMUNITY VIOLENCE INTERVENTION
	DOMESTIC VIOLENCE & ABUS CENTER
	DOMESTIC VIOLENCE CRISIS CENTER, INC
	FAMILY CRISIS SHELTER, INC
	GLADYS RAY SHELTER - CITY OF FARGO
	NEW LIFE CENTER
	WELCOME HOUSE
	WOMEN'S ACTION AND RESOURCE CENTER
	YOUTHWORKS
	DOMESTIC VIOLENCE & RAPE CRISIS CENTER, INC
	SAFE ALTERNATIVES FOR ABUSED FAMILIES
	YWCA MINOT
Shelter	Mixed Area Men's Winter Refuge
	Missouri Slope Areawide United Way
	United Way of Grand Forks, East Grand Forks and Area
	Turtle Mountain Mikasaak Ode Shelter
	RED RIVER COMMUNITY ACTION (GRAND FORKS CAA)
	ABUSED ADULT RESOURCE CENTER
	SHELTER FOR HOMELESS, INC
	SALVATION ARMY - BISMARCK
	SALVATION ARMY - JAMESTOWN
	SALVATION ARMY - GRAND FORKS
	Aid, Inc.
	Presentation Partners in Housing
	United Way of Grand Forks, East Grand Forks and Area
	RED RIVER COMMUNITY ACTION (GRAND FORKS CAA)
	ABUSED ADULT RESOURCE CENTER
Rapid Re-Housing	SHELTER FOR HOMELESS, INC
	SALVATION ARMY - BISMARCK
	SALVATION ARMY - JAMESTOWN
	SALVATION ARMY - GRAND FORKS
	Presentation Partners in Housing
	Missouri Slope Areawide United Way
	United Way of Grand Forks, East Grand Forks and Area
	NEW LIFE CENTER
	WELCOME HOUSE
	DOMESTIC VIOLENCE & RAPE CRISIS CENTER, INC
	SHELTER FOR HOMELESS, INC

	YWCA MINOT
Data Collection (HMS)	SALVATION ARMY - BISMARCK
	Minot Area Men's Winter Refuge
	Presentation Partners in Housing
	Miscou's Hope Area-wide United Way
	United Way of Grand Forks, East Grand Forks and Area
	Institute for Community Alliances
Administration	NORTH DAKOTA

CR-60- Additional ESG Recipients

- Northlands Rescue Mission
 - Other Non-Profit Organization
 - 45-0251562
 - 420 Division Avenue, Grand Forks ND 58201
 - \$36,442.45

HOME Attachments

HOME Match Report

U.S. Department of Housing and Urban Development
Office of Community Planning and Development

OMB Approval No. 2506-0171
(exp. 12/31/2012)

Participant Identification			Match Contributions for Federal Fiscal year (yyyy 2021)					
1. Participant No. (assigned by HUD)	2. Name of the Participating Jurisdiction North Dakota Housing Finance Agency		3. Name of Contact (person completing this report) Edward Swiontek					
5. Street Address of the Participating Jurisdiction 2624 Vermont Ave			4. Contact's Phone Number (include area code) (701) 328-8080					
6. City Bismarck	7. State North Dakota	8. Zip Code 58502-1535						
Part II Fiscal Year Summary								
1. Excess match from prior Federal fiscal year			\$	2,761,604				
2. Match contributed during current Federal fiscal year (see Part III, 9.)			\$	169,625				
3. Total match available for current Federal fiscal year (line 1 + line 2)				\$ 2,931,229				
4. Match liability for current Federal fiscal year				\$ -				
5. Excess match carried over to next Federal fiscal year (line 3 minus line 4)				\$ 2,931,229				
Part III Match Contribution for the Federal Fiscal Year								
1. Project No. or Other ID	2. Date of Contribution	3. Cash (non-Federal sources)	4. Foregone Taxes, Fees, Charges	5. Appraised Land / Real Property	6. Required Infrastructure	Construction Materials, Donated Labor	8. Bond Financing	9. Total Match
9536	09/30/2021	27,909						27,909
6750	09/30/2021	1,205						1,205
8298	09/30/2021	2,860						2,860
6141	09/30/2021	4,357						4,357
3701	09/30/2021	42,021						42,021
9554	09/30/2021	30,339						30,339
9057	09/30/2021	7,063						7,063
8723	09/30/2021	2,419						2,419
5897	09/30/2021	32,997						32,997
7910	09/30/2021	4,935						4,935
9451	09/30/2021	2,727						2,727
8687	09/30/2021	3,300						3,300
8465	09/30/2021	3,188						3,188
9258	09/30/2021	4,306						4,306

Name of the Participating Jurisdiction: North Dakota Housing Finance Agency

16/01/2020-06/10/2021

U.S. Department of Housing and Urban Development
 Office of Community Planning and Development
 Integrated Disbursement and Information System
 Home Matching Liability Report

DATE: 08-03-22
 TIME: 18:53
 PAGE: 1

NORTH DAKOTA

Fiscal Year	Match Percent	Total Disbursements	Disbursements Requiring Match	Match Liability Amount
2000	25.0%	\$2,191,563.24	\$2,070,093.79	\$517,523.44
2001	25.0%	\$3,099,106.60	\$2,695,341.85	\$673,835.46
2002	12.5%	\$3,441,768.52	\$3,101,850.76	\$387,731.34
2003	12.5%	\$4,723,056.09	\$4,093,438.71	\$511,679.83
2004	25.0%	\$3,508,690.92	\$3,064,260.12	\$766,065.03
2005	25.0%	\$3,170,467.23	\$2,480,139.83	\$620,034.95
2006	25.0%	\$3,134,030.51	\$2,651,049.13	\$662,762.28
2007	12.5%	\$2,614,776.64	\$2,203,477.74	\$275,434.71
2008	12.5%	\$3,791,149.83	\$3,329,291.41	\$416,161.42
2009	25.0%	\$3,065,695.19	\$2,698,468.81	\$674,617.20
2010	25.0%	\$2,335,298.49	\$1,842,436.90	\$460,609.22
2011	25.0%	\$3,064,706.27	\$2,651,200.47	\$662,800.11
2012	25.0%	\$2,411,840.14	\$1,960,210.61	\$490,052.65
2013	25.0%	\$2,658,570.08	\$2,265,812.76	\$566,453.19
2014	25.0%	\$2,499,855.81	\$2,113,776.82	\$528,444.20
2015	25.0%	\$1,937,391.99	\$1,623,489.05	\$405,872.26
2016	12.5%	\$3,007,663.98	\$2,637,393.58	\$329,674.19

IDIS - PR33

U.S. Department of Housing and Urban Development
Office of Community Planning and Development
Integrated Disbursement and Information System
Home Matching Liability Report

DATE: 08-03-22
TIME: 18:53
PAGE: 2

2017	12.5%	\$2,717,982.79	\$2,606,349.32	\$325,793.66
2018	12.5%	\$3,236,340.61	\$2,968,785.03	\$371,098.12
2019	25.0%	\$3,247,594.12	\$3,057,117.43	\$764,279.35
2020	0.0%	\$1,897,536.36	\$0.00	\$0.00
2021	0.0%	\$2,065,554.49	\$0.00	\$0.00

HOME Onsite Monitoring Calendar Year 2022

ID #	Project	Project Address(es)	City	SR Letter Sent	Confirmed SR Date Scheduled	SR Findings Letter	SR Exit Letter	SR Progress	Next SR Year
COMPLETED									
9451	Dacotah Ridge Apartments			5/2/2022	5/16/2022	None	5/20/2022	Complete	2025
5226	Homestead Commons			6/2/2022	6/7/2022	None	6/21/2022	Complete	2025
3571	Sunset Village			6/2/2022	6/7/2022	None	7/27/2022	Complete	2025
9683	Monterey Apartments	235 8th Ave W	West Fargo	06/21/2022	06/29/2022	No Findings		Final Letter to be sent	2022
IN Progress Files									
4366	23rd St SRC	1713 & 1719 N 23rd St	Bismarck	TBD					2022
7197	919 N 5th St	919 N 5th St	Bismarck	TBD					2022
5402	ASI-Northland	1115 23rd St S	Fargo	TBD					2022
7961	Bonnie's Apts	913 N 3rd St	Bismarck	TBD					2022
6470	Bowen Avenue 2	109 W Bowen Ave	Bismarck	TBD					2022
6718	Bowen Avenue 3 & 4	117 W Bowen Ave	Bismarck	TBD					2022
DME-2019	Courtyard Apartments	307 2nd Ave NE, 113 3rd St NE, 114 4th St NE, & 115 3rd St NE	Rugby	TBD					2022
7827	Dakota Apartments	211 W Bowen Ave	Bismarck	TBD					2022
3701	Harvest Lodge	5452 6th Ave N	Grand Forks	TBD					2022
1429	Heritage Manor	314 18th Street W	Williston	TBD					2022
9554	LaGrave on 1st	500 1st Ave S	Grand Forks	08/02/2022	08/11/2022	In Progress			2022
5582	Linden Place	2463 S 42nd St	Grand Forks	TBD					2022
6737	Missouri View Heights	514 Reclamation Dr	Williston	TBD					2022
8029	New Rockford Twinhomes	103 & 105 7th St S, 1016 & 1018 3rd Ave N	New Rockford	08/02/2022	08/09/2022	In Progress			2022
7740	Northview Apartments	2304 - 2312 29th St W	Williston	TBD					2022
7136	Northwood Village	7 N Doheny St	Northwood	08/02/2022	08/09/2022	In Progress			2022
8865	Prairie Harvest	801 S 10th St	Grand Forks	TBD					2022
9057	Riverside Manor	813 Lewis Blvd	Grand Forks	08/02/2022	08/11/2022				2022
6141	RRVCA Tri-Plex	1017 & 1021 N 5th St	Grand Forks	TBD					2022
7279	St. Josephs Village	614 & 616 8th Ave S	Grand Forks	TBD					2022
8415	Sundance Commons	1102 2nd St S	Casselton	06/21/2022	06/28/2022			Email sent 8/4/22 missing items.	2022
6296	The Aurora at Griggs Square	800 1st Ave N	Grand Forks	08/02/2022	08/10/2022	In Progress			2022
9572	Washington Court	630 S Washington St	Bismarck	TBD					2022
9536	Winterland Apartments	4261, 4265, 4275 5th Ave N	Grand Forks	08/02/2022	08/11/2022	In Progress			2022



U.S. Department of Housing and Urban Development
Office of Community Planning and Development
Integrated Disbursement and Information System
HOME Lead Based Paint Report

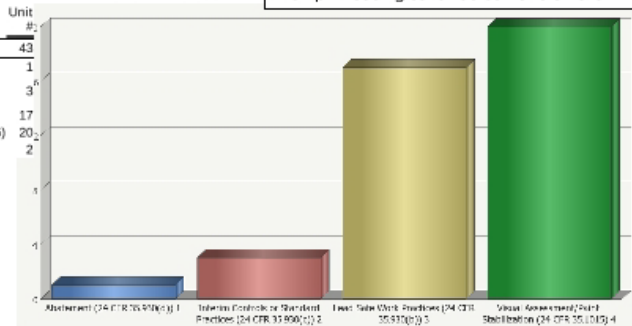


Report Date Between: 06/30/2021 and 07/07/2022
Status: Completed

Summary by Lead Safe Housing Rule Status/Lead Activity

Requirement	Remediation	Unit #
Exempt: housing constructed 1978 or later	Total	43
	Abatement (24 CFR 35.930(d))	1
	Interim Controls or Standard Practices (24 CFR 35.930(c))	3
	Lead Safe Work Practices (24 CFR 35.930(b))	17
	Visual Assessment/Paint Stabilization (24 CFR 35.1015)	20
	Other Actions required by Local/State Codes	2

Unit # Summary for Exempt: housing constructed 1978 or later

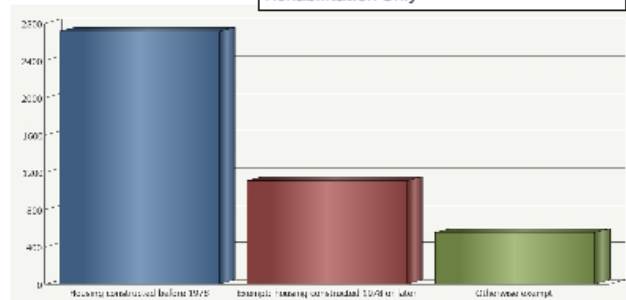


Other Actions required by Local/State Codes: 2

Summary by Activity Type

Type	Requirement	Unit #
Rehabilitation Only	Total	4,373
	Exempt: housing constructed 1978 or later	1,109
	Housing constructed before 1978	2,711
	Otherwise exempt	553

Unit # Summary for Rehabilitation Only



Citizen Participation

PUBLIC NOTICE

STATE OF NORTH DAKOTA 2021 ANNUAL REPORT TO HUD

The North Dakota Department of Commerce (ND DoC) Division of Community Services and North Dakota Housing Finance Agency announce that the state's Annual Report to the U.S. Department of Housing and Urban Development (HUD) for 2021 Action Plan will be available for public review and comment during the period of September 7-22, 2022.

The 2021 Action Plan served as the state's grant application to HUD for the Community Development Block Grant, HOME Investment Partnerships, Emergency Solutions Grant, and National Housing Trust Fund programs. The Annual Report provides information on the various activities funded by these programs from July 1, 2021, through June 30, 2022, and describes how these activities addressed the goals and objectives of the state's 2020-2024 Consolidated Plan. In addition, the Annual Report identifies the number and types of households that benefited from these programs during the 2021 program year.

To obtain a copy of the Annual Report, contact Maria Effertz Hanson at 701-328-5300, 711 (Relay ND) or dcs@nd.gov. The report can also be viewed online at: <https://ndgov.link/CAPER>. Alternate formats of the report are available upon request.

Written comments can be submitted to ND DoC Division of Community Services, Attn: Maria Effertz Hanson, PO Box 2057, Bismarck, ND 58502-2057, or by email to dcs@nd.gov. Comments are due by 5:00 p.m., C.T., on September 22, 2022.